

**LOS ANGELES COUNTY FIRE DEPARTMENT  
HERMOSA BEACH  
FOR THE MONTH OF MAY 2024**

Incident Type	UNIT RESPONSES			Percentage
	E100	S100	Total	
<b>FIRE, EXPLOSION</b>				
113 - Cooking fire, confined to container	1		1	0.36%
<b>FIRE, EXPLOSION Total</b>	<b>1</b>		<b>1</b>	<b>0.36%</b>
<b>RESCUE, EMS</b>				
300 - Rescue, emergency medical call (EMS) call, other	24	20	44	16.00%
311 - Medical assist, assist EMS crew	18	18	36	13.09%
320 - Emergency medical service, other	1		1	0.36%
321 - EMS call, excluding vehicle accident with injury	64	53	117	42.55%
<b>RESCUE, EMS Total</b>	<b>107</b>	<b>91</b>	<b>198</b>	<b>72.00%</b>
<b>SERVICE CALL</b>				
550 - Public service assistance, other	2		2	0.73%
553 - Public service	1		1	0.36%
<b>SERVICE CALL Total</b>	<b>3</b>		<b>3</b>	<b>1.09%</b>
<b>GOOD INTENT CALL</b>				
600 - Good intent call, other	39	8	47	17.09%
611 - Dispatched & cancelled enroute	21	4	25	9.09%
<b>GOOD INTENT CALL Total</b>	<b>60</b>	<b>12</b>	<b>72</b>	<b>26.18%</b>
<b>FALSE ALARM, FALSE CALL</b>				
700 - False alarm or false call, other	1		1	0.36%
<b>FALSE ALARM, FALSE CALL Total</b>	<b>1</b>		<b>1</b>	<b>0.36%</b>
<b>Grand Total*</b>	<b>172</b>	<b>103</b>	<b>275</b>	<b>100.00%</b>

Note:

Data based on Fireview report - apparatus 2024 YTD240531.

\*Units responses in and outside the City of Hermosa Beach.

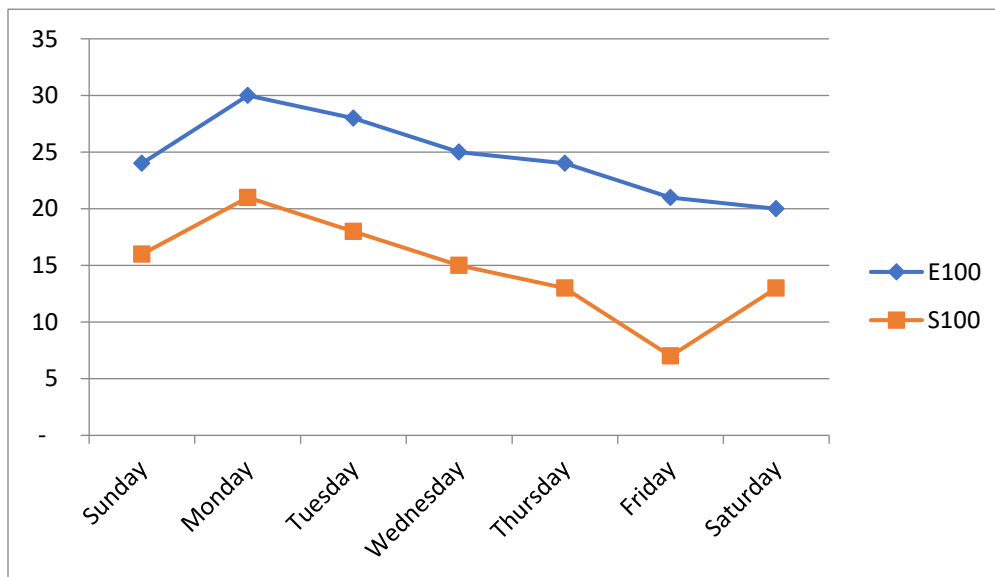
**LOS ANGELES COUNTY FIRE DEPARTMENT  
HERMOSA BEACH  
FOR THE MONTH OF MAY 2024**

DAY OF THE WEEK	UNIT RESPONSES		
	E100	S100	Total
Sunday	24	16	40
Monday	30	21	51
Tuesday	28	18	46
Wednesday	25	15	40
Thursday	24	13	37
Friday	21	7	28
Saturday	20	13	33
<b>Grand Total*</b>	<b>172</b>	<b>103</b>	<b>275</b>

Note:

Data based on Fireview report - apparatus 2024 YTD240531.

\*Units responses in and outside the City of Hermosa Beach.



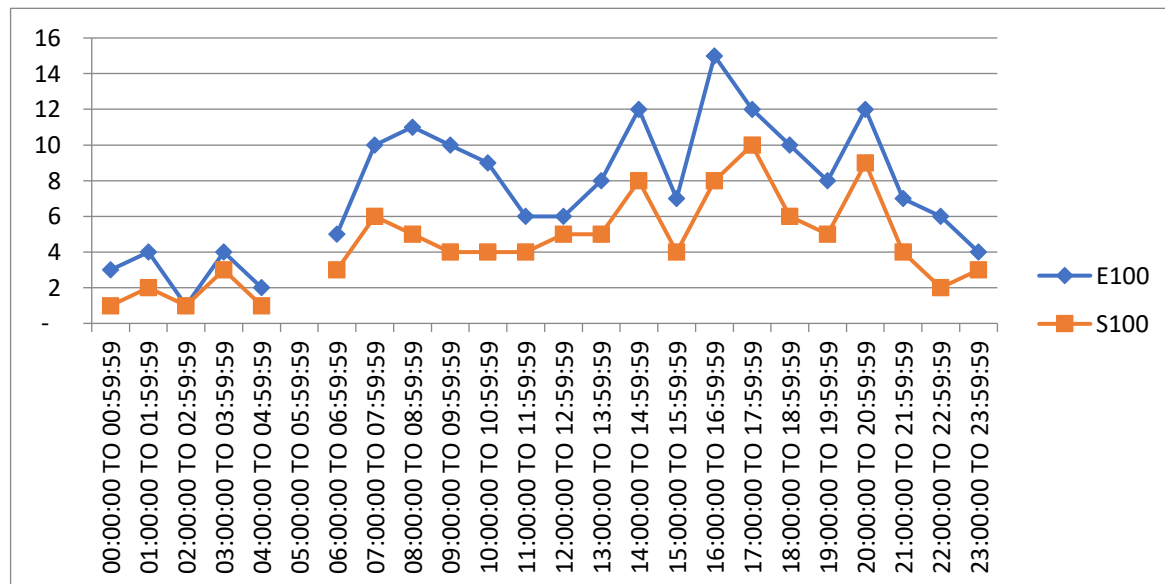
**LOS ANGELES COUNTY FIRE DEPARTMENT  
HERMOSA BEACH  
FOR THE MONTH OF MAY 2024**

TIME OF THE DAY	UNIT RESPONSES		
	E100	S100	Total
00:00:00 TO 00:59:59	3	1	4
01:00:00 TO 01:59:59	4	2	6
02:00:00 TO 02:59:59	1	1	2
03:00:00 TO 03:59:59	4	3	7
04:00:00 TO 04:59:59	2	1	3
05:00:00 TO 05:59:59			-
06:00:00 TO 06:59:59	5	3	8
07:00:00 TO 07:59:59	10	6	16
08:00:00 TO 08:59:59	11	5	16
09:00:00 TO 09:59:59	10	4	14
10:00:00 TO 10:59:59	9	4	13
11:00:00 TO 11:59:59	6	4	10
12:00:00 TO 12:59:59	6	5	11
13:00:00 TO 13:59:59	8	5	13
14:00:00 TO 14:59:59	12	8	20
15:00:00 TO 15:59:59	7	4	11
16:00:00 TO 16:59:59	15	8	23
17:00:00 TO 17:59:59	12	10	22
18:00:00 TO 18:59:59	10	6	16
19:00:00 TO 19:59:59	8	5	13
20:00:00 TO 20:59:59	12	9	21
21:00:00 TO 21:59:59	7	4	11
22:00:00 TO 22:59:59	6	2	8
23:00:00 TO 23:59:59	4	3	7
<b>Grand Total*</b>	<b>172</b>	<b>103</b>	<b>275</b>

Note:

Data based on Fireview report - apparatus 2024 YTD240531.

\*Units responses in and outside the City of Hermosa Beach.



**Ad Hoc Report:**

<b>Name:</b>	Hermosa Call Answer Time
<b>Date:</b>	6/1/2024
<b>Description:</b>	May 2024

**Los Angeles County Fire**

Seizure Date	Seizure Time	ALI City	Answer Secs	Call Type ID	ALI Class
05/01/2024	8:03:34	HERM BCH	2	911 Calls	WPH2
05/02/2024	16:43:56	HERM BCH	17	911 Calls	WPH2
05/02/2024	18:49:10	HERM BCH	2	911 Calls	WPH2
05/02/2024	21:01:18	HERM BCH	2	911 Calls	WPH2
05/03/2024	11:31:10	HERMOSA BEACH	2	911 Calls	WPH2
05/03/2024	12:25:15	HERMOSA BEACH	2	911 Calls	VOIP
05/03/2024	19:21:07	HERM BCH	2	911 Calls	WPH2
05/03/2024	19:21:40	HERM BCH	2	911 Calls	WPH2
05/03/2024	20:57:36	HERMOSA BEACH	2	911 Calls	VOIP
05/04/2024	21:58:40	HERM BCH	2	911 Calls	WPH2
05/05/2024	16:57:05	HERMOSA BEACH	2	911 Calls	WPH2
05/06/2024	10:52:04	HERMOSA BEACH	2	911 Calls	VOIP
05/06/2024	14:45:51	HERMOSA BEACH	2	911 Calls	VOIP
05/06/2024	14:46:02	HERMOSA BEACH	2	911 Calls	VOIP
05/06/2024	19:33:36	HERMOSA BEACH	2	911 Calls	VOIP
05/07/2024	10:52:45	HERMOSA BEACH	2	911 Calls	WPH2
05/07/2024	16:31:29	HERMOSA BEACH	2	911 Calls	VOIP
05/07/2024	17:03:18	HERMOSA BEACH	2	911 Calls	VOIP
05/07/2024	21:25:07	HERM BCH	2	911 Calls	WPH2
05/08/2024	6:26:35	HERMOSA BEACH	2	911 Calls	VOIP
05/08/2024	8:21:48	HERM BCH	2	911 Calls	WPH2
05/09/2024	17:05:20	HERM BCH	2	911 Calls	WPH2
05/10/2024	19:05:55	HERMOSA BEACH	2	911 Calls	WPH2
05/11/2024	14:13:29	HERM BCH	60	911 Calls	WPH2
05/12/2024	13:29:57	HERM BCH	2	911 Calls	WPH2
05/12/2024	18:30:03	HERM BCH	2	911 Calls	WPH2
05/13/2024	20:55:01	HERM BCH	2	911 Calls	WPH2
05/14/2024	10:28:45	HERM BCH	2	911 Calls	WPH2
05/14/2024	13:56:49	HERM BCH	2	911 Calls	WPH2
05/14/2024	23:31:58	HERM BCH	2	911 Calls	WPH2
05/15/2024	12:38:06	HERM BCH	3	911 Calls	WPH2
05/15/2024	20:58:28	HERMOSA BEACH	2	911 Calls	WPH2
05/15/2024	20:58:33	HERM BCH	2	911 Calls	WPH2
05/15/2024	20:59:11	HERM BCH	2	911 Calls	WPH2
05/16/2024	8:01:14	HERMOSA BEACH	2	911 Calls	RESD
05/16/2024	12:33:46	HERMOSA BEACH	88	911 Calls	BUSN
05/17/2024	13:23:52	HERMOSA BEACH	44	911 Calls	WPH2
05/18/2024	7:17:30	HERMOSA BEACH	2	911 Calls	VOIP
05/18/2024	8:14:37	HERMOSA BEACH	2	911 Calls	VOIP

05/18/2024	18:21:37	HERMOSA BEACH	2	911 Calls	WPH2
05/19/2024	8:13:52	HERM BCH	2	911 Calls	WPH2
05/19/2024	13:03:25	HERM BCH	2	911 Calls	WPH2
05/19/2024	14:04:49	HERM BCH	2	911 Calls	WPH2
05/19/2024	18:52:43	HERM BCH	2	911 Calls	WPH2
05/20/2024	1:20:41	HERMOSA BEACH	2	911 Calls	RESD
05/20/2024	2:09:24	HERMOSA BEACH	2	911 Calls	WPH2
05/20/2024	7:49:58	HERMOSA BEACH	2	911 Calls	WPH2
05/20/2024	12:16:37	HERMOSA BEACH	17	911 Calls	BUSN
05/20/2024	23:37:19	HERMOSA BEACH	2	911 Calls	WPH2
05/21/2024	7:23:32	HERMOSA BEACH	2	911 Calls	VOIP
05/21/2024	16:06:57	HERM BCH	2	911 Calls	WPH2
05/21/2024	16:48:17	HERMOSA BEACH	2	911 Calls	WPH2
05/22/2024	8:22:53	HERM BCH	2	911 Calls	WPH2
05/23/2024	10:17:53	HERM BCH	1	911 Calls	WPH2
05/24/2024	18:29:02	HERM BCH	1	911 Calls	WPH2
05/24/2024	22:15:37	HB	2	911 Calls	WPH2
05/25/2024	15:20:05	HERM BCH	2	911 Calls	WPH2
05/25/2024	20:09:08	HERMOSA BEACH	2	911 Calls	VOIP
05/25/2024	22:35:50	HERM BCH	2	911 Calls	WPH2
05/26/2024	14:46:12	HERM BCH	2	911 Calls	WPH2
05/26/2024	17:37:16	HERM BCH	3	911 Calls	WPH2
05/26/2024	17:46:59	HERM BCH	3	911 Calls	WPH2
05/26/2024	17:47:00	HERM BCH	2	911 Calls	WPH2
05/26/2024	17:47:02	HERM BCH	2	911 Calls	WPH2
05/26/2024	17:48:37	HERM BCH	2	911 Calls	WPH2
05/26/2024	19:48:02	HERM BCH	2	911 Calls	WPH2
05/26/2024	19:49:56	HERMOSA BEACH	3	911 Calls	WPH2
05/26/2024	20:33:00	HERM BCH	2	911 Calls	WPH2
05/27/2024	0:41:20	HERMOSA BEACH	24	911 Calls	RESD
05/27/2024	1:25:39	HERM BCH	2	911 Calls	WPH2
05/27/2024	3:51:15	HERM BCH	2	911 Calls	WPH2
05/27/2024	13:47:31	HERMOSA BEACH	16	911 Calls	WPH2
05/27/2024	15:56:38	HERMOSA BEACH	16	911 Calls	VOIP
05/27/2024	18:49:47	HERM BCH	2	911 Calls	WPH2
05/27/2024	20:41:45	HERM BCH	2	911 Calls	WPH2
05/27/2024	21:45:56	HERM BCH	2	911 Calls	WPH2
05/28/2024	0:27:41	HERMOSA BEACH	2	911 Calls	WPH2
05/28/2024	7:59:19	HERMOSA BEACH	2	911 Calls	RESD
05/28/2024	17:22:35	HERM BCH	2	911 Calls	WPH2
05/29/2024	1:31:30	HERM BCH	36	911 Calls	WPH2
05/29/2024	9:15:12	HERM BCH	2	911 Calls	WPH2
05/30/2024	11:52:47	HMB	2	911 Calls	WPH2
05/30/2024	15:11:34	HERM BCH	2	911 Calls	WPH2
05/30/2024	18:56:44	HERMOSA BEACH	2	911 Calls	WPH2
05/31/2024	18:11:16	HERMOSA BEACH	2	911 Calls	RESD
05/31/2024	18:14:58	HERMOSA BEACH	2	911 Calls	WPH2

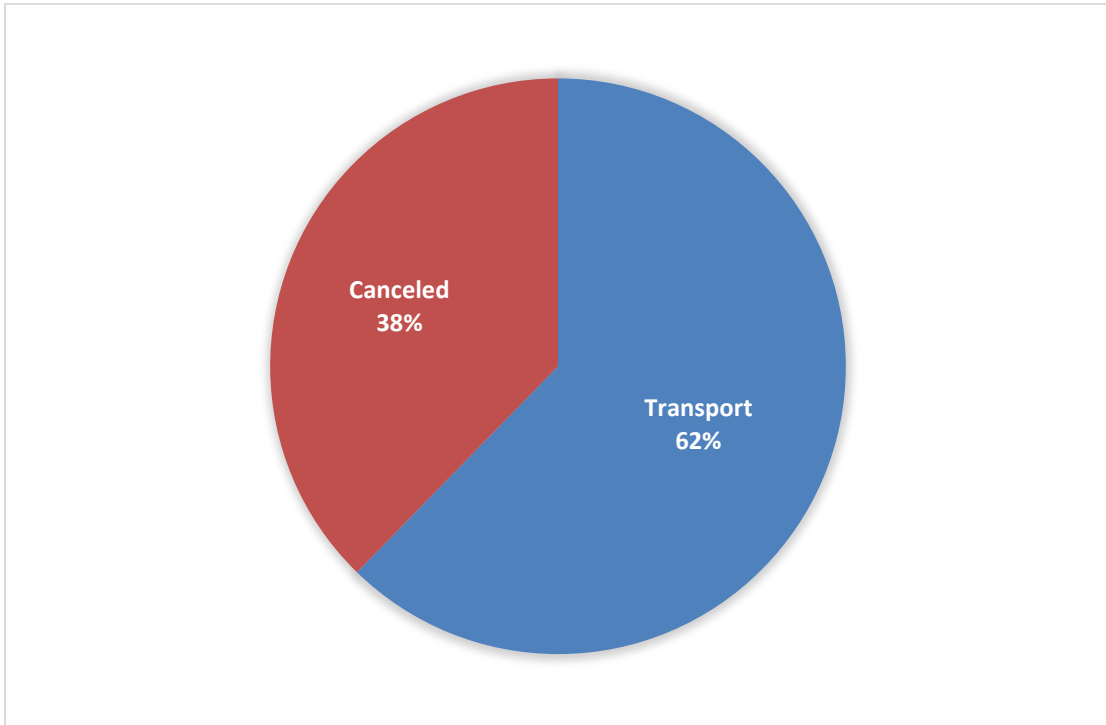
**Average Call Answer Time (seconds)**

**6**

**McCormick Ambulance  
May 2024**

**Total Number of Dispatched Calls**

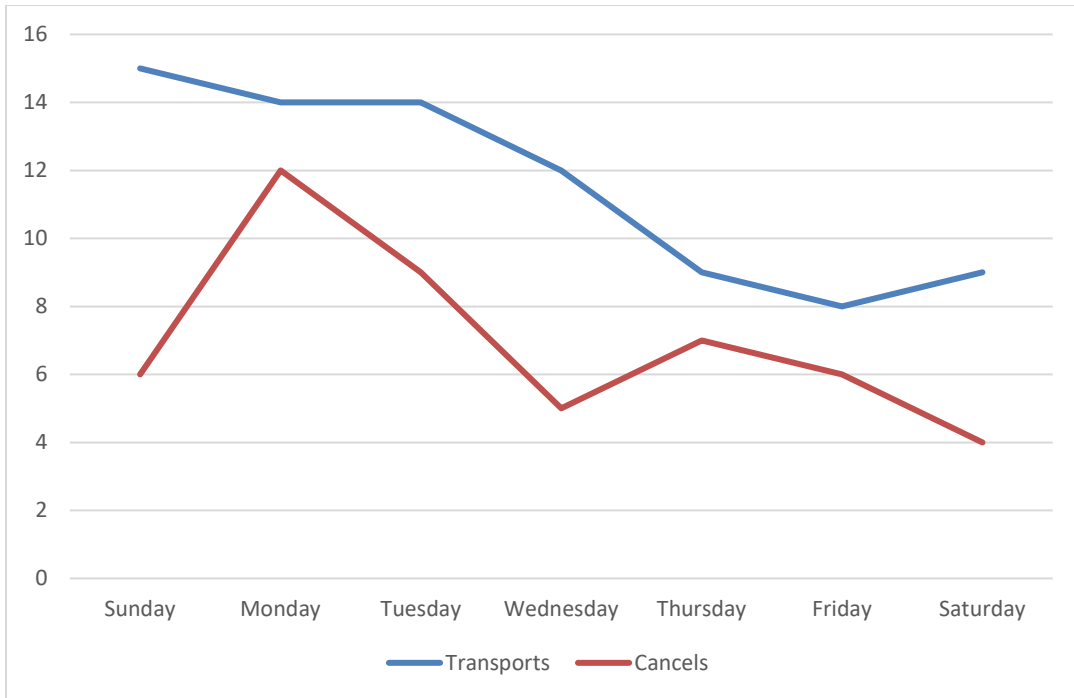
<b>Dispatched Calls</b>	<b>Totals</b>
Transported	81
Canceled	49
<b>Grand Total</b>	<b>130</b>



**McCormick Ambulance  
May 2024**

**Calls Per Day of the Week**

<b>Day of the Week</b>	<b>Completed</b>	<b>Canceled</b>	<b>Total</b>
Sunday	15	6	21
Monday	14	12	26
Tuesday	14	9	23
Wednesday	12	5	17
Thursday	9	7	16
Friday	8	6	14
Saturday	9	4	13
<b>Calls Total</b>	<b>81</b>	<b>49</b>	<b>130</b>





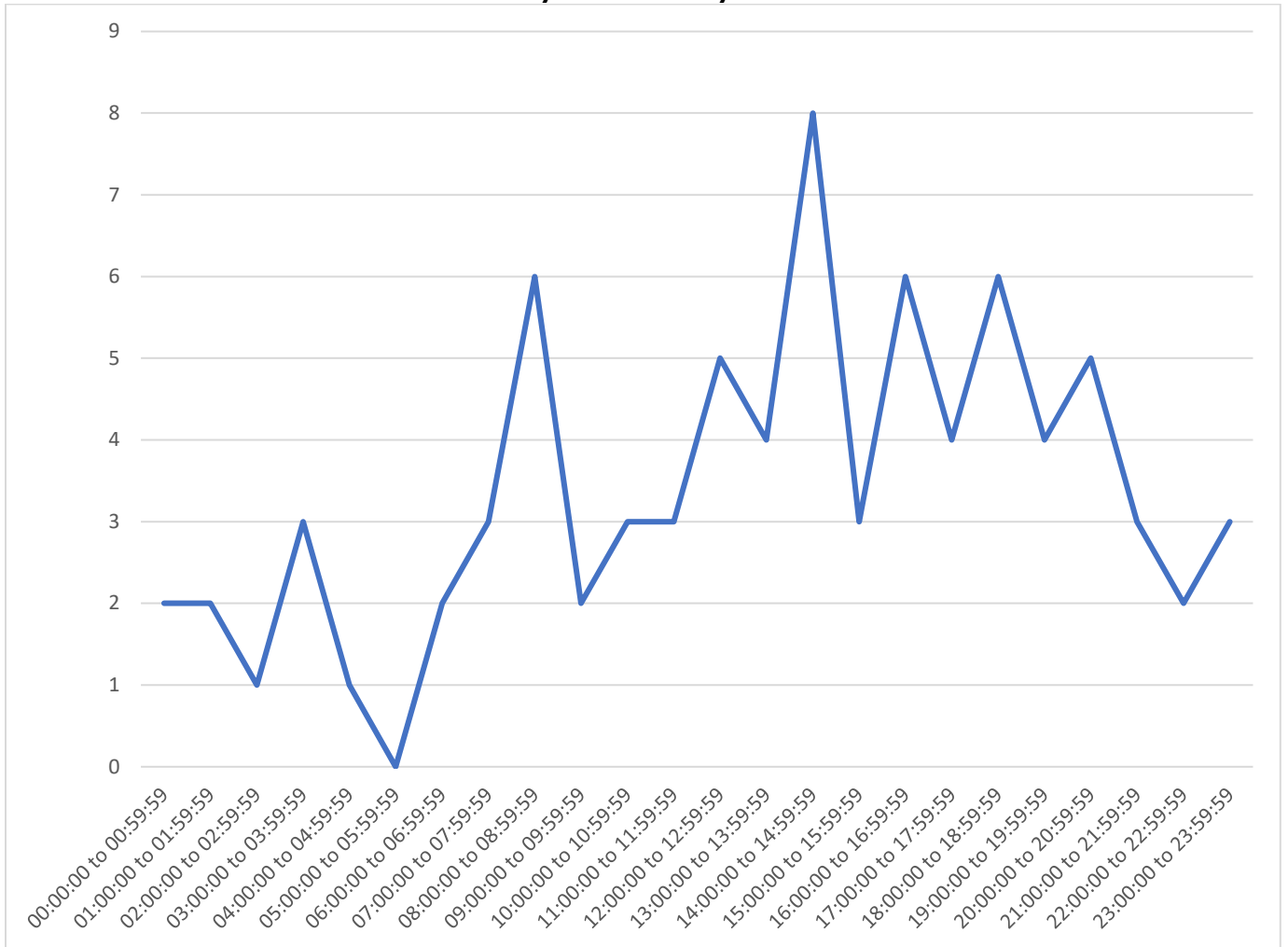
**McCormick Ambulance  
May 2024**

**Calls by Time of Day**

<b>Time of Day</b>	<b>Calls</b>
00:00:00 to 00:59:59	2
01:00:00 to 01:59:59	2
02:00:00 to 02:59:59	1
03:00:00 to 03:59:59	3
04:00:00 to 04:59:59	1
05:00:00 to 05:59:59	0
06:00:00 to 06:59:59	2
07:00:00 to 07:59:59	3
08:00:00 to 08:59:59	6
09:00:00 to 09:59:59	2
10:00:00 to 10:59:59	3
11:00:00 to 11:59:59	3
12:00:00 to 12:59:59	5
13:00:00 to 13:59:59	4
14:00:00 to 14:59:59	8
15:00:00 to 15:59:59	3
16:00:00 to 16:59:59	6
17:00:00 to 17:59:59	4
18:00:00 to 18:59:59	6
19:00:00 to 19:59:59	4
20:00:00 to 20:59:59	5
21:00:00 to 21:59:59	3
22:00:00 to 22:59:59	2
23:00:00 to 23:59:59	3
<b>Total Calls</b>	<b>81</b>

**McCormick Ambulance  
May 2024**

**Calls by Time of Day**



**McCormick Ambulance  
May 2024**

**Responses by Code**

	<b>Within Allowable Time</b>	<b>Delayed Response</b>	<b>Total</b>
<b>Code 3:</b> Response Time of 8:59 or less	13	11	<b>24</b>
<b>Code 2:</b> Response Time of 15:00 or less	53	4	<b>57</b>
<b>Canceled</b>			<b>49</b>
<b>Total Responses</b>	<b>66</b>	<b>15</b>	<b>130</b>