

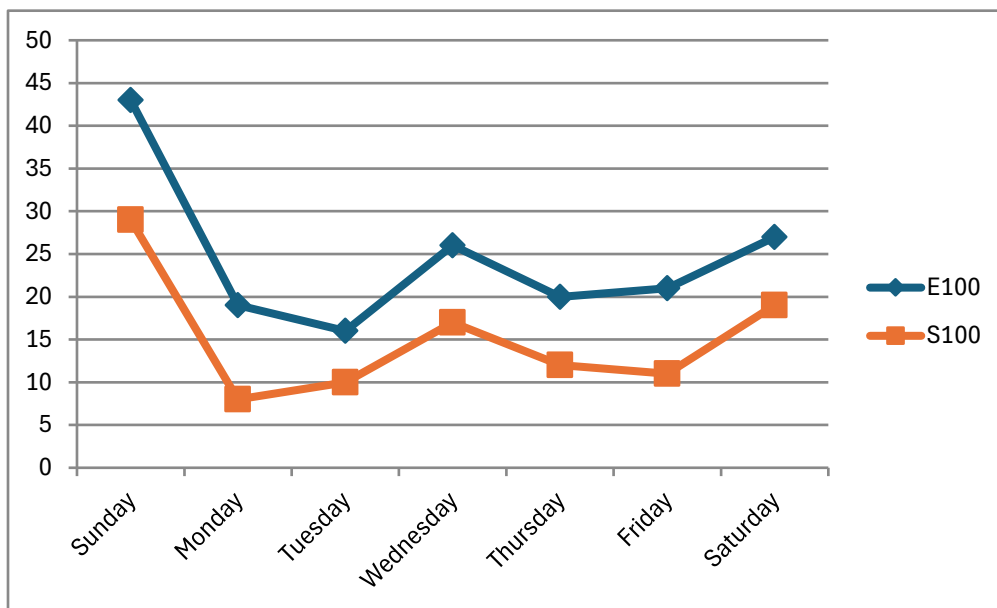
**LOS ANGELES COUNTY FIRE DEPARTMENT
HERMOSA BEACH
FOR THE MONTH OF JUNE 2025**

DAY OF THE WEEK	UNIT RESPONSES		
	E100	S100	Total
Sunday	43	29	72
Monday	19	8	27
Tuesday	16	10	26
Wednesday	26	17	43
Thursday	20	12	32
Friday	21	11	32
Saturday	27	19	46
Grand Total*	172	106	278

Note:

Data based on Fireview report - apparatus YTD250630.

*Units responses in and outside the City of Hermosa Beach.



**LOS ANGELES COUNTY FIRE DEPARTMENT
HERMOSA BEACH
FOR THE MONTH OF JUNE 2025**

Incident Type	UNIT RESPONSES			Percentage
	E100	S100	Total	
RESCUE, EMS				
300 - Rescue, emergency medical call (EMS) call, other	25	16	41	14.75%
320 - Emergency medical service, other	3	2	5	1.80%
321 - EMS call, excluding vehicle accident with injury	82	76	158	56.83%
323 - Motor vehicle/pedestrian accident (MV Ped)	1	1	2	0.72%
324 - Motor vehicle accident with no injuries	1	1	2	0.72%
RESCUE, EMS Total	112	96	208	74.82%
HAZARDOUS CONDITION				
441 - Heat from short circuit (wiring), defective/worn	1	-	1	0.36%
HAZARDOUS CONDITION Total	1	-	1	0.36%
GOOD INTENT CALL				
600 - Good intent call, other	26	5	31	11.15%
611 - Dispatched & cancelled enroute	32	5	37	13.31%
GOOD INTENT CALL Total	58	10	68	24.47%
SPECIAL OR OTHER INCIDENT TYPE				
900 - Special type of Incident, Other	1	-	1	0.36%
SPECIAL OR OTHER INCIDENT TYPE Total	1	-	1	0.36%
Grand Total	172	106	278	100.00%

Note:

Data based on Fireview report - apparatus YTD250630.

*Units responses in and outside the City of Hermosa Beach.

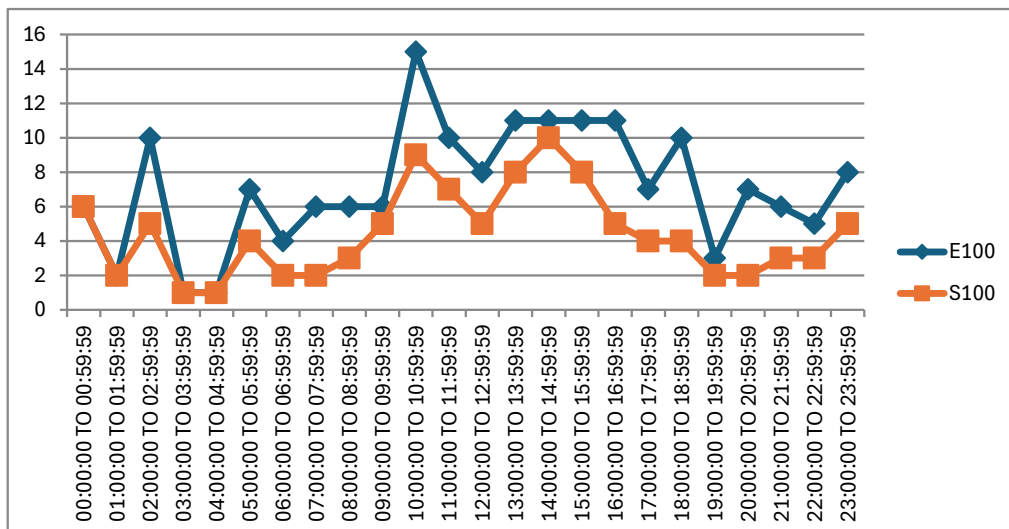
**LOS ANGELES COUNTY FIRE DEPARTMENT
HERMOSA BEACH
FOR THE MONTH OF JUNE 2025**

TIME OF THE DAY	UNIT RESPONSES		
	E100	S100	Total
00:00:00 TO 00:59:59	6	6	12
01:00:00 TO 01:59:59	2	2	4
02:00:00 TO 02:59:59	10	5	15
03:00:00 TO 03:59:59	1	1	2
04:00:00 TO 04:59:59	1	1	2
05:00:00 TO 05:59:59	7	4	11
06:00:00 TO 06:59:59	4	2	6
07:00:00 TO 07:59:59	6	2	8
08:00:00 TO 08:59:59	6	3	9
09:00:00 TO 09:59:59	6	5	11
10:00:00 TO 10:59:59	15	9	24
11:00:00 TO 11:59:59	10	7	17
12:00:00 TO 12:59:59	8	5	13
13:00:00 TO 13:59:59	11	8	19
14:00:00 TO 14:59:59	11	10	21
15:00:00 TO 15:59:59	11	8	19
16:00:00 TO 16:59:59	11	5	16
17:00:00 TO 17:59:59	7	4	11
18:00:00 TO 18:59:59	10	4	14
19:00:00 TO 19:59:59	3	2	5
20:00:00 TO 20:59:59	7	2	9
21:00:00 TO 21:59:59	6	3	9
22:00:00 TO 22:59:59	5	3	8
23:00:00 TO 23:59:59	8	5	13
Grand Total*	172	106	278

Note:

Data based on Fireview report - apparatus YTD250630.

*Units responses in and outside the City of Hermosa Beach.



Ad Hoc Report:

Name:	Hermosa Call Answer Time
Report Date:	07/01/2025 02:02:23
Description:	June 2025

Los Angeles County Fire

Seizure Date	Seizure Time	ALI City	Answer Secs	Call Type ID	ALI Class
06/01/2025	08:42:10	HERMOSA BEACH	2	911 Calls	RESD
06/01/2025	09:05:03	HERMOSA BEACH	2	911 Calls	WPH2
06/01/2025	12:18:34	HERMOSA BEACH	31	911 Calls	WPH2
06/01/2025	17:14:05	HERM BCH	15	911 Calls	WPH2
06/01/2025	21:04:14	HERMOSA BEACH	2	911 Calls	VOIP
06/02/2025	05:37:59	HERMOSA BEACH	2	911 Calls	WPH2
06/02/2025	10:00:54	HERMOSA BEACH	2	911 Calls	WPH2
06/02/2025	14:10:43	HERMOSA BEACH	2	911 Calls	WPH2
06/02/2025	21:15:12	HERMOSA BEACH	2	911 Calls	WPH2
06/04/2025	16:48:40	HERMOSA BEACH	2	911 Calls	VOIP
06/05/2025	14:52:08	HERMOSA BEACH	2	911 Calls	WPH2
06/06/2025	10:45:39	HERMOSA BEACH	2	911 Calls	WPH2
06/06/2025	20:27:04	HERMOSA BEACH	2	911 Calls	WPH2
06/07/2025	03:42:14	HERMOSA BEACH	2	911 Calls	VOIP
06/07/2025	07:56:11	HERM BCH	2	911 Calls	WPH2
06/07/2025	15:51:27	HERM BCH	2	911 Calls	WPH2
06/08/2025	02:14:44	HERM BCH	2	911 Calls	WPH2
06/08/2025	12:02:02	HERM BCH	2	911 Calls	WPH2
06/08/2025	16:09:40	HERM BCH	2	911 Calls	WPH2
06/08/2025	18:24:14	HERMOSA BEACH	2	911 Calls	RESD
06/09/2025	05:45:42	HERMOSA BEACH	2	911 Calls	WPH2
06/09/2025	06:52:39	HERMOSA BEACH	2	911 Calls	VOIP
06/09/2025	13:07:46	HERMOSA BEACH	2	911 Calls	VOIP
06/09/2025	18:19:08	HERMOSA BEACH	1	911 Calls	WPH2
06/11/2025	08:25:23	HERMOSA BEACH	2	911 Calls	WPH2
06/11/2025	10:23:38	HERMOSA BEACH	2	911 Calls	VOIP
06/11/2025	14:30:03	HERM BCH	2	911 Calls	WPH2
06/11/2025	18:33:41	HERM BCH	2	911 Calls	WPH2
06/12/2025	02:09:04	HERMOSA BEACH	2	911 Calls	RESD
06/12/2025	11:54:02	HERMOSA BEACH	2	911 Calls	VOIP
06/12/2025	14:45:31	HERMOSA BEACH	2	911 Calls	VOIP
06/13/2025	02:13:43	HERMOSA BEACH	2	911 Calls	RESD
06/13/2025	15:43:11	HERMOSA BEACH	2	911 Calls	WPH2
06/13/2025	15:43:40	HERM BCH	2	911 Calls	WPH2
06/13/2025	15:43:54	HERMOSA BEACH	2	911 Calls	WPH2
06/14/2025	00:45:56	HERMOSA BEACH	17	911 Calls	WPH2
06/14/2025	11:49:48	HERMOSA BEACH	2	911 Calls	VOIP
06/14/2025	16:30:50	HERM BCH	2	911 Calls	WPH2
06/14/2025	17:41:50	HERMOSA BEACH	2	911 Calls	WPH2

06/15/2025	00:37:23	HERM BCH	2	911 Calls	WPH2
06/15/2025	05:07:45	HERMOSA BEACH	2	911 Calls	VOIP
06/15/2025	06:31:58	HERMOSA BEACH	2	911 Calls	VOIP
06/15/2025	22:19:58	HERMOSA BEACH	2	911 Calls	WPH2
06/16/2025	12:10:58	HERMOSA BEACH	2	911 Calls	WPH2
06/16/2025	12:17:32	HERM BCH	53	911 Calls	WPH2
06/17/2025	17:41:02	HERMOSA BEACH	3	911 Calls	WPH2
06/18/2025	06:50:09	HERMOSA BEACH	2	911 Calls	WPH2
06/18/2025	06:50:22	HERM BCH	2	911 Calls	WPH2
06/18/2025	09:34:28	HERMOSA BEACH	2	911 Calls	RESD
06/18/2025	10:47:21	HERMOSA BEACH	2	911 Calls	VOIP
06/18/2025	11:36:18	HERMOSA BEACH	2	911 Calls	VOIP
06/19/2025	00:43:53	HERMOSA BEACH	2	911 Calls	WPH2
06/19/2025	05:42:11	HERMOSA BEACH	2	911 Calls	VOIP
06/19/2025	07:27:32	HERMOSA BEACH	2	911 Calls	WPH2
06/19/2025	07:44:19	HERMOSA BEACH	2	911 Calls	VOIP
06/19/2025	11:45:34	HERMOSA BEACH	2	911 Calls	WPH2
06/19/2025	15:19:06	HERMOSA BEACH	2	911 Calls	WPH2
06/20/2025	20:55:25	HERM BCH	2	911 Calls	WPH2
06/20/2025	21:11:03	HERMOSA BEACH	2	911 Calls	WPH2
06/21/2025	10:27:35	HERMOSA BEACH	2	911 Calls	BUSN
06/21/2025	11:12:02	HERM BCH	2	911 Calls	WPH2
06/21/2025	15:33:28	HERMOSA BEACH	2	911 Calls	WPH2
06/21/2025	18:35:07	HERM BCH	2	911 Calls	WPH2
06/21/2025	19:45:05	HMB	2	911 Calls	WPH2
06/22/2025	02:02:13	HERM BCH	2	911 Calls	WPH2
06/24/2025	02:26:03	HMB	2	911 Calls	WPH2
06/24/2025	10:32:41	HERMOSA BEACH	2	911 Calls	VOIP
06/24/2025	16:59:20	HERM BCH	2	911 Calls	WPH2
06/24/2025	16:59:47	HERM BCH	2	911 Calls	WPH2
06/25/2025	02:08:17	HMB	2	911 Calls	WPH2
06/25/2025	09:37:30	HERM BCH	2	911 Calls	WPH2
06/25/2025	15:27:31	HERM BCH	2	911 Calls	WPH2
06/26/2025	11:07:17	HERM BCH	2	911 Calls	WPH2
06/26/2025	13:24:29	HERMOSA BEACH	2	911 Calls	VOIP
06/26/2025	13:45:28	HERMOSA BEACH	2	911 Calls	VOIP
06/26/2025	13:45:42	HERM BCH	1	911 Calls	WPH2
06/27/2025	06:52:27	HERMOSA BEACH	2	911 Calls	RESD
06/27/2025	12:06:16	HERMOSA BEACH	2	911 Calls	WPH2
06/27/2025	23:34:01	HERM BCH	3	911 Calls	WPH2
06/28/2025	08:37:41	HERM BCH	2	911 Calls	WPH2
06/28/2025	09:46:43	HERMOSA BEACH	2	911 Calls	WPH2
06/28/2025	13:53:08	HERM BCH	2	911 Calls	WPH2
06/28/2025	15:14:03	HERM BCH	2	911 Calls	WPH2
06/28/2025	22:48:31	HERM BCH	2	911 Calls	WPH2
06/29/2025	00:35:36	HERMOSA BEACH	2	911 Calls	WPH2
06/29/2025	00:39:16	HERMOSA BEACH	3	911 Calls	WPH2

06/29/2025	10:53:59	HERMOSA BEACH	16	911 Calls	VOIP
06/29/2025	12:28:16	HERM BCH	2	911 Calls	WPH2
06/29/2025	14:09:01	HERMOSA BEACH	2	911 Calls	WPH2
06/29/2025	14:10:49	HERM BCH	2	911 Calls	WPH2
06/29/2025	18:35:56	HERM BCH	2	911 Calls	WPH2
06/30/2025	18:52:59	HERMOSA BEACH	2	911 Calls	VOIP

Average Call Answer Time (seconds)

3

**LOS ANGELES COUNTY FIRE DEPARTMENT
CITY OF HERMOSA BEACH
EMERGENCY MEDICAL SERVICES (EMS) CALLS - JUNE 2025**

Type of Incidents	Number of EMS Incidents
300 - Rescue, emergency medical call (EMS) call, other	28
320 - Emergency medical service, other	3
321 - EMS call, excluding vehicle accident with injury	84
323 - Motor vehicle/pedestrian accident (MV Ped)	1
324 - Motor vehicle accident with no injuries	1
Grand Total*	117
<i>Percentage response time within 8 minutes and 59 seconds:</i>	
	115/117
	98.29%

* Total EMS incidents within the City of Hermosa Beach. Reflects the first arriving units (excluding lifeguard units) on-scene.

Data based on Fireview report - apparatus 06302025

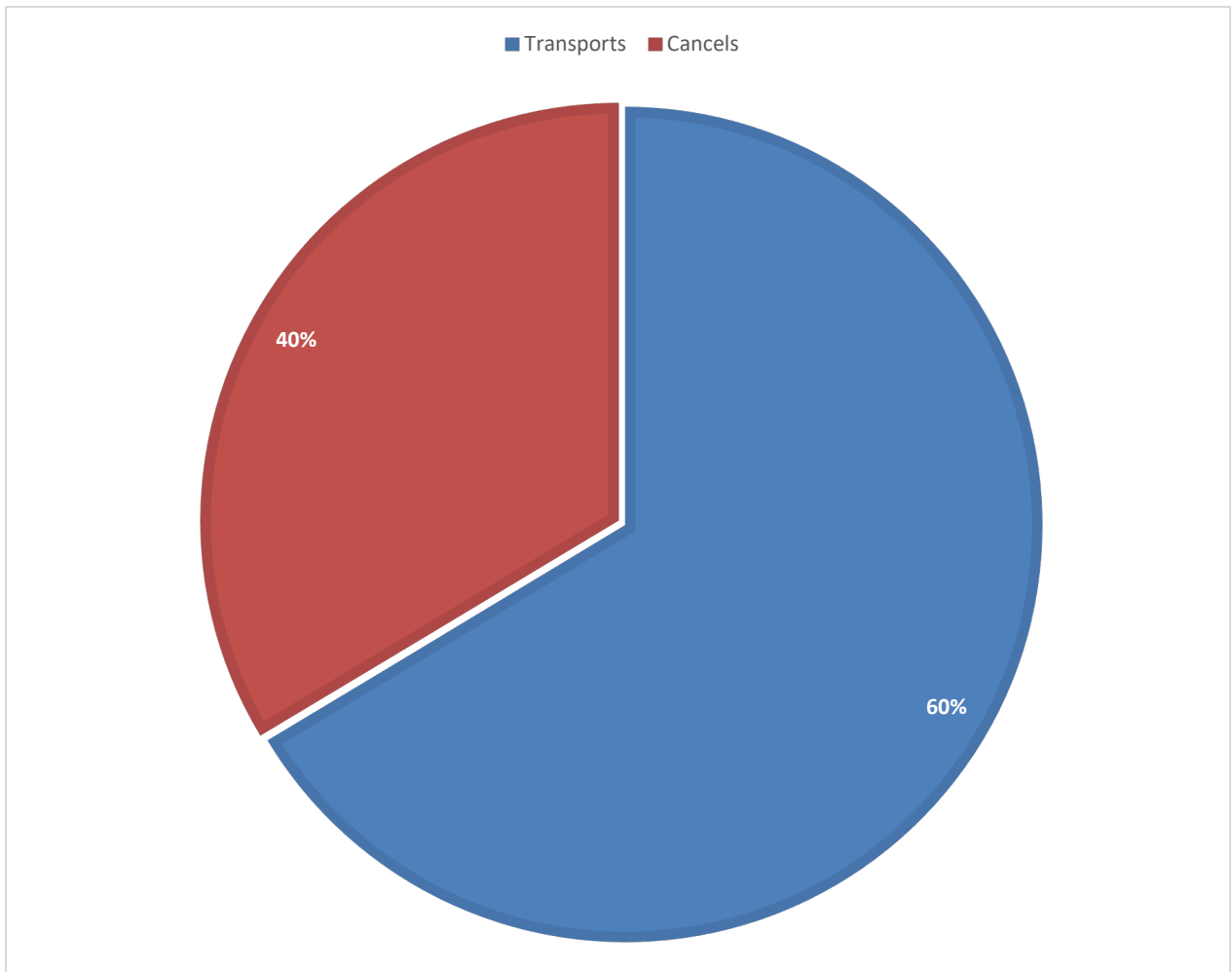
Records meeting the following criteria are excluded:

1. Unit did not arrive and/or On Scene (arrival) Time is null
2. On Scene (arrival) Time = Clear Time
3. Apparatus Action <> 93 - Cancelled En Route

**McCormick Ambulance
June 2025**

Total Number of Dispatched Calls

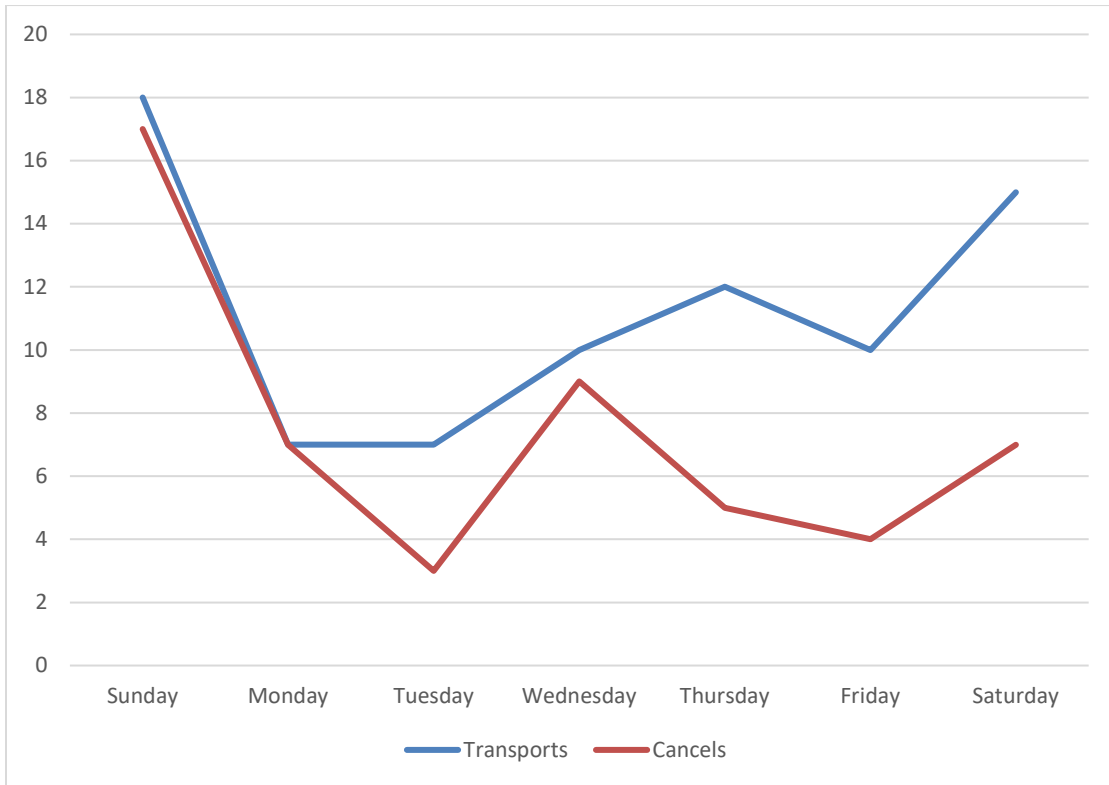
Dispatched Calls	Totals
Transported	79
Canceled	52
Grand Total	131



McCormick Ambulance
June 2025

Calls Per Day of the Week

Day of the Week	Completed	Canceled	Total
Sunday	18	17	35
Monday	7	7	14
Tuesday	7	3	10
Wednesday	10	9	19
Thursday	12	5	17
Friday	10	4	14
Saturday	15	7	22
Calls Total	79	52	131



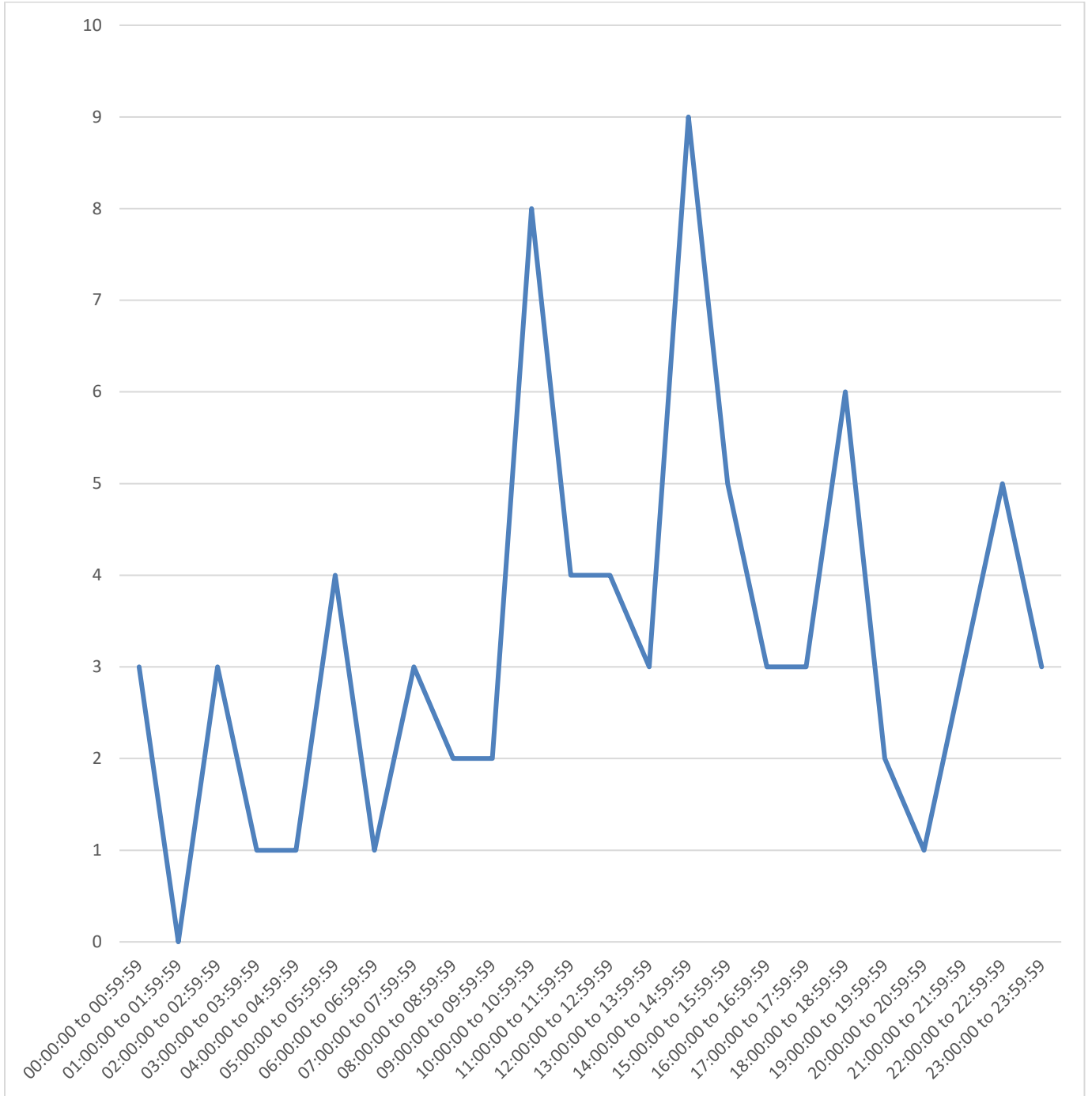
**McCormick Ambulance
June 2025**

Calls by Time of Day

Time of Day	Calls
00:00:00 to 00:59:59	3
01:00:00 to 01:59:59	0
02:00:00 to 02:59:59	3
03:00:00 to 03:59:59	1
04:00:00 to 04:59:59	1
05:00:00 to 05:59:59	4
06:00:00 to 06:59:59	1
07:00:00 to 07:59:59	3
08:00:00 to 08:59:59	2
09:00:00 to 09:59:59	2
10:00:00 to 10:59:59	8
11:00:00 to 11:59:59	4
12:00:00 to 12:59:59	4
13:00:00 to 13:59:59	3
14:00:00 to 14:59:59	9
15:00:00 to 15:59:59	5
16:00:00 to 16:59:59	3
17:00:00 to 17:59:59	3
18:00:00 to 18:59:59	6
19:00:00 to 19:59:59	2
20:00:00 to 20:59:59	1
21:00:00 to 21:59:59	3
22:00:00 to 22:59:59	5
23:00:00 to 23:59:59	3
Total Calls	79

**McCormick Ambulance
June 2025**

Calls by Time of Day



**McCormick Ambulance
June 2025**

Responses by Code

	Within Allowable Time	Delayed Response	Total
Code 3: Response Time of 8:59 or less	17	3	20
Code 2: Response Time of 15:00 or less	58	1	59
Canceled			52
Total Responses	75	4	131