

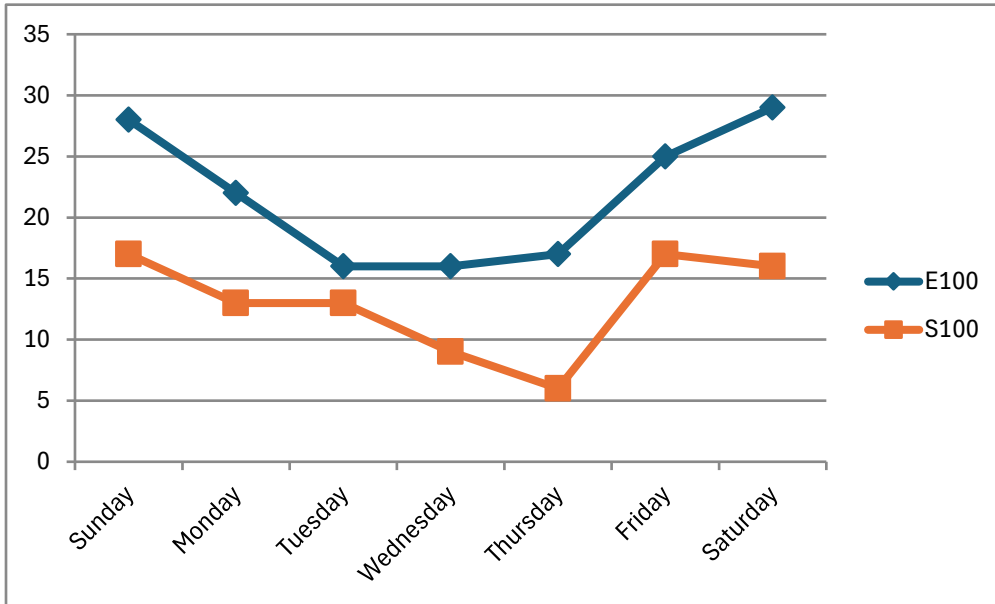
**LOS ANGELES COUNTY FIRE DEPARTMENT  
HERMOSA BEACH  
FOR THE MONTH OF MAY 2025**

DAY OF THE WEEK	UNIT RESPONSES		
	E100	S100	Total
Sunday	28	17	45
Monday	22	13	35
Tuesday	16	13	29
Wednesday	16	9	25
Thursday	17	6	23
Friday	25	17	42
Saturday	29	16	45
<b>Grand Total*</b>	<b>153</b>	<b>91</b>	<b>244</b>

Note:

Data based on Fireview report - apparatus YTD250531.

\*Units responses in and outside the City of Hermosa Beach.



**LOS ANGELES COUNTY FIRE DEPARTMENT  
CITY OF HERMOSA BEACH  
EMERGENCY MEDICAL SERVICES (EMS) CALLS - MAY 2025**

Type of Incidents	Number of EMS Incidents
300 - Rescue, emergency medical call (EMS) call, other	27
311 - Medical assist, assist EMS crew	1
320 - Emergency medical service, other	7
321 - EMS call, excluding vehicle accident with injury	67
322 - Vehicle accident with injuries	1
<b>Grand Total*</b>	<b>103</b>
<i>Percentage response time within 8 minutes and 59 seconds:</i>	
	100/103
	<b>97.09%</b>

\* Total EMS incidents within the City of Hermosa Beach. Reflects the first arriving units (excluding lifeguard units) on-scene.

Data based on Fireview report - apparatus 05312025

Records meeting the following criteria are excluded:

1. Unit did not arrive and/or On Scene (arrival) Time is null
2. On Scene (arrival) Time = Clear Time
3. Apparatus Action <> 93 - Cancelled En Route

**LOS ANGELES COUNTY FIRE DEPARTMENT  
HERMOSA BEACH  
FOR THE MONTH OF MAY 2025**

Incident Type	UNIT RESPONSES			Percentage
	E100	S100	Total	
<b>FIRE, EXPLOSION</b>				
151 - Outside rubbish, trash or waste fire	1	-	1	0.41%
<b>FIRE EXPLOSION Total</b>	<b>1</b>	<b>-</b>	<b>1</b>	<b>0.41%</b>
<b>RESCUE, EMS</b>				
300 - Rescue, emergency medical call (EMS) call, other	24	24	48	19.67%
311 - Medical assist, assist EMS crew	1	1	2	0.82%
320 - Emergency medical service, other	6	2	8	3.28%
321 - EMS call, excluding vehicle accident with injury	66	55	121	49.59%
<b>RESCUE, EMS Total</b>	<b>97</b>	<b>82</b>	<b>179</b>	<b>73.36%</b>
<b>HAZARDOUS CONDITION</b>				
511 - Lock-out	1	-	1	0.41%
<b>HAZARDOUS CONDITION Total</b>	<b>1</b>	<b>-</b>	<b>1</b>	<b>0.41%</b>
<b>GOOD INTENT CALL</b>				
600 - Good intent call, other	35	7	42	17.21%
611 - Dispatched & cancelled enroute	17	2	19	7.79%
<b>GOOD INTENT CALL Total</b>	<b>52</b>	<b>9</b>	<b>61</b>	<b>25.01%</b>
<b>SPECIAL OR OTHER INCIDENT TYPE</b>				
911 - Citizen complaint	2	-	2	0.82%
<b>SPECIAL OR OTHER INCIDENT TYPE Total</b>	<b>2</b>	<b>-</b>	<b>2</b>	<b>0.82%</b>
<b>Grand Total</b>	<b>153</b>	<b>91</b>	<b>244</b>	<b>100.00%</b>

Note:

Data based on Fireview report - apparatus YTD250531.

\*Units responses in and outside the City of Hermosa Beach.

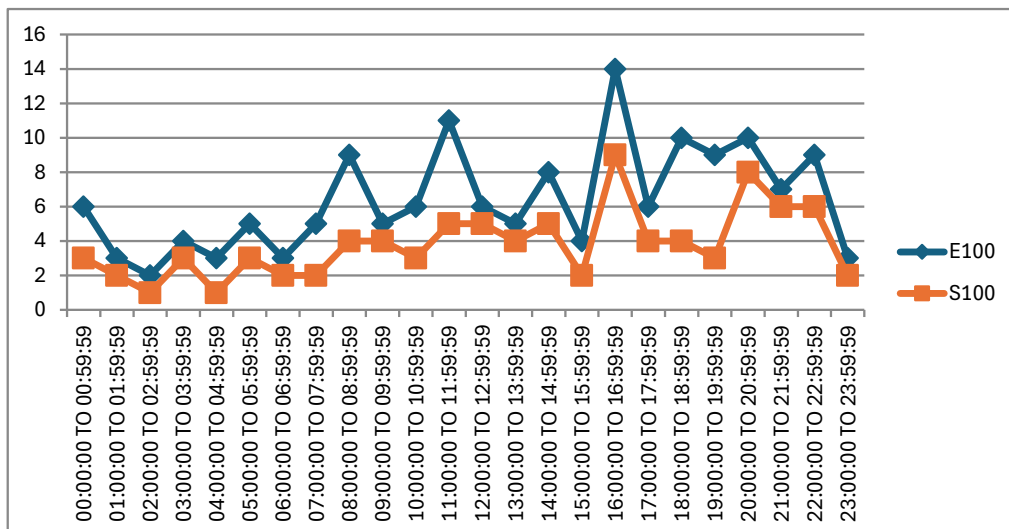
**LOS ANGELES COUNTY FIRE DEPARTMENT  
HERMOSA BEACH  
FOR THE MONTH OF MAY 2025**

TIME OF THE DAY	UNIT RESPONSES		
	E100	S100	Total
00:00:00 TO 00:59:59	6	3	9
01:00:00 TO 01:59:59	3	2	5
02:00:00 TO 02:59:59	2	1	3
03:00:00 TO 03:59:59	4	3	7
04:00:00 TO 04:59:59	3	1	4
05:00:00 TO 05:59:59	5	3	8
06:00:00 TO 06:59:59	3	2	5
07:00:00 TO 07:59:59	5	2	7
08:00:00 TO 08:59:59	9	4	13
09:00:00 TO 09:59:59	5	4	9
10:00:00 TO 10:59:59	6	3	9
11:00:00 TO 11:59:59	11	5	16
12:00:00 TO 12:59:59	6	5	11
13:00:00 TO 13:59:59	5	4	9
14:00:00 TO 14:59:59	8	5	13
15:00:00 TO 15:59:59	4	2	6
16:00:00 TO 16:59:59	14	9	23
17:00:00 TO 17:59:59	6	4	10
18:00:00 TO 18:59:59	10	4	14
19:00:00 TO 19:59:59	9	3	12
20:00:00 TO 20:59:59	10	8	18
21:00:00 TO 21:59:59	7	6	13
22:00:00 TO 22:59:59	9	6	15
23:00:00 TO 23:59:59	3	2	5
<b>Grand Total*</b>	<b>153</b>	<b>91</b>	<b>244</b>

Note:

Data based on Fireview report - apparatus YTD250531.

\*Units responses in and outside the City of Hermosa Beach.



**Ad Hoc Report:**

<b>Name:</b>	Hermosa Call Answer Time
<b>Report Date:</b>	06/18/2025 09:36:24
<b>Description:</b>	May 2025

**Los Angeles County Fire**

Seizure Date	Seizure Time	ALI City	Answer Secs	Call Type ID	ALI Class
05/01/2025	07:49:26	HERM BCH	2	911 Calls	WPH2
05/02/2025	07:24:51	HERMOSA BEACH	2	911 Calls	VOIP
05/02/2025	20:53:24	HERMOSA BEACH	2	911 Calls	VOIP
05/03/2025	00:15:53	HERMOSA BEACH	2	911 Calls	WPH2
05/04/2025	21:11:37	HERM BCH	2	911 Calls	WPH2
05/06/2025	02:15:44	HERMOSA BEACH	2	911 Calls	WPH2
05/06/2025	11:00:47	HERM BCH	2	911 Calls	WPH2
05/06/2025	11:22:20	HERMOSA BEACH	3	911 Calls	VOIP
05/08/2025	18:15:49	HERM BCH	2	911 Calls	WPH2
05/09/2025	08:08:12	HERM BCH	2	911 Calls	WPH2
05/09/2025	11:08:05	HERMOSA BEACH	2	911 Calls	VOIP
05/09/2025	19:34:51	HERMOSA BEACH	2	911 Calls	VOIP
05/10/2025	03:25:04	HERMOSA BEACH	2	911 Calls	VOIP
05/10/2025	05:31:30	HERM BCH	2	911 Calls	WPH2
05/10/2025	20:12:48	HERMOSA BEACH	2	911 Calls	WPH2
05/11/2025	13:03:08	HERM BCH	2	911 Calls	WPH2
05/11/2025	14:07:45	HERMOSA BEACH	2	911 Calls	WPH2
05/11/2025	14:40:36	HERMOSA BEACH	2	911 Calls	WPH2
05/11/2025	20:04:04	HERMOSA BEACH	2	911 Calls	VOIP
05/12/2025	03:48:45	HERM BCH	2	911 Calls	WPH2
05/12/2025	10:23:02	HERMOSA BEACH	2	911 Calls	RESD
05/13/2025	11:48:43	HERM BCH	2	911 Calls	WPH2
05/13/2025	21:13:50	HERMOSA BEACH	2	911 Calls	VOIP
05/13/2025	22:17:19	HERM BCH	2	911 Calls	WPH2
05/16/2025	03:23:46	HERMOSA BEACH	2	911 Calls	VOIP
05/16/2025	06:19:44	HERM BCH	2	911 Calls	WPH2
05/17/2025	20:18:12	HERM BCH	2	911 Calls	WPH2
05/17/2025	22:09:51	HERM BCH	2	911 Calls	WPH2
05/17/2025	22:22:17	HERMOSA BEACH	2	911 Calls	WPH2
05/18/2025	11:16:54	HERM BCH	2	911 Calls	WPH2
05/18/2025	13:30:30	HERMOSA BEACH	3	911 Calls	WPH2
05/18/2025	21:26:43	HERMOSA BEACH	3	911 Calls	WPH2
05/19/2025	01:28:34	HERMOSA BEACH	3	911 Calls	RESD
05/19/2025	06:09:47	HERMOSA BEACH	3	911 Calls	VOIP
05/19/2025	08:02:06	HERM BCH	2	911 Calls	WPH2
05/19/2025	08:02:42	HERM BCH	16	911 Calls	WPH2
05/19/2025	08:22:37	HERM BCH	16	911 Calls	WPH2
05/20/2025	12:37:25	HERMOSA BEACH	2	911 Calls	VOIP
05/20/2025	17:16:27	HERMOSA BEACH	2	911 Calls	RESD

05/20/2025	21:35:23	HMB	2	911 Calls	WPH2
05/21/2025	09:35:28	HERMOSA BEACH	2	911 Calls	VOIP
05/21/2025	15:30:10	HERM BCH	2	911 Calls	WPH2
05/22/2025	12:22:56	HERM BCH	2	911 Calls	WPH2
05/23/2025	08:08:01	HERM BCH	2	911 Calls	WPH2
05/23/2025	18:29:05	HERMOSA BEACH	2	911 Calls	VOIP
05/24/2025	18:31:16	HERM BCH	2	911 Calls	WPH2
05/24/2025	18:35:57	HERM BCH	2	911 Calls	WPH2
05/24/2025	18:36:11	HERMOSA BEACH	2	911 Calls	WPH2
05/24/2025	20:49:56	HERMOSA BEACH	2	911 Calls	WPH2
05/24/2025	20:55:25	HERMOSA BEACH	2	911 Calls	WPH2
05/25/2025	10:02:38	HERM BCH	2	911 Calls	WPH2
05/25/2025	17:36:00	HERM BCH	1	911 Calls	WPH2
05/25/2025	18:12:46	HERM BCH	2	911 Calls	WPH2
05/25/2025	23:32:32	HERMOSA BEACH	2	911 Calls	WPH2
05/26/2025	05:49:01	HERMOSA BEACH	2	911 Calls	WPH2
05/26/2025	22:03:59	HERM BCH	2	911 Calls	WPH2
05/27/2025	08:48:42	HERMOSA BEACH	15	911 Calls	VOIP
05/28/2025	11:08:43	HERMOSA BEACH	2	911 Calls	VOIP
05/28/2025	16:20:17	HERMOSA BEACH	2	911 Calls	WPH2
05/28/2025	22:48:12	HMB	2	911 Calls	WPH2
05/30/2025	15:16:26	HERM BCH	23	911 Calls	WPH2
05/31/2025	11:56:11	HERMOSA BEACH	2	911 Calls	WPH2
05/31/2025	13:22:08	HERM BCH	2	911 Calls	WPH2
05/31/2025	13:46:00	HERM BCH	2	911 Calls	WPH2
05/31/2025	22:12:07	HERM BCH	2	911 Calls	WPH2

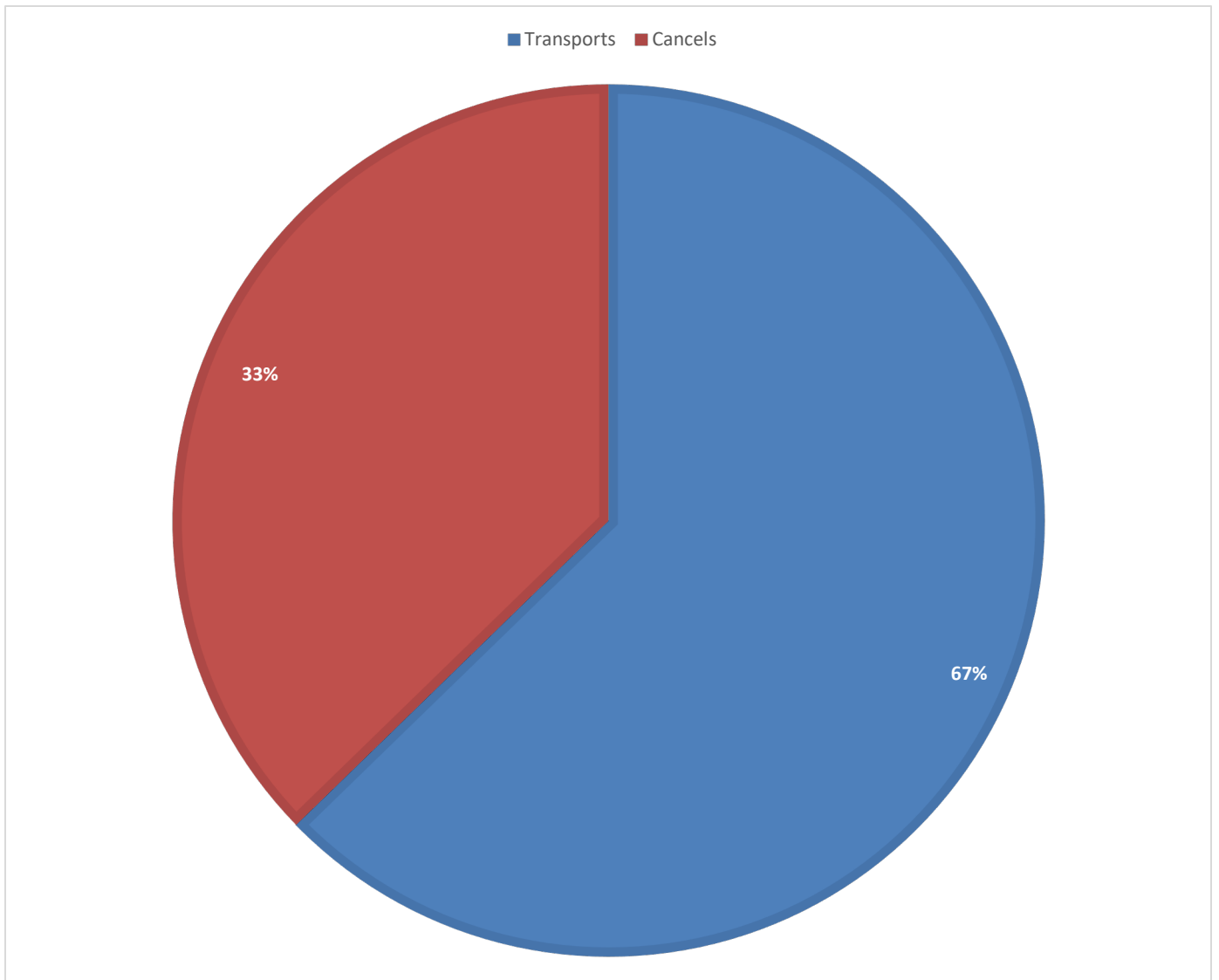
**Average Call Answer Time (seconds)**

**3**

**McCormick Ambulance  
May 2025**

**Total Number of Dispatched Calls**

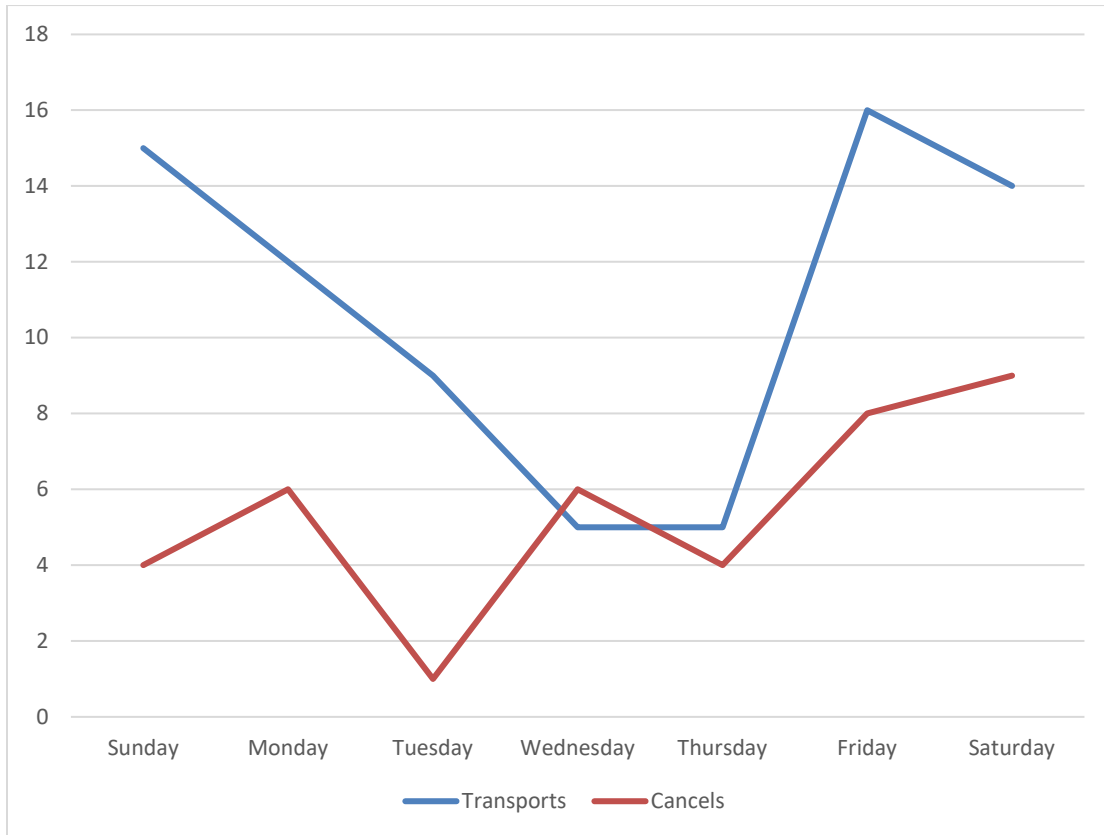
<b>Dispatched Calls</b>	<b>Totals</b>
Transported	76
Canceled	38
<b>Grand Total</b>	<b>114</b>



McCormick Ambulance  
May 2025

Calls Per Day of the Week

Day of the Week	Completed	Canceled	Total
Sunday	15	4	19
Monday	12	6	18
Tuesday	9	1	10
Wednesday	5	6	11
Thursday	5	4	9
Friday	16	8	24
Saturday	14	9	23
<b>Calls Total</b>	<b>76</b>	<b>38</b>	<b>114</b>



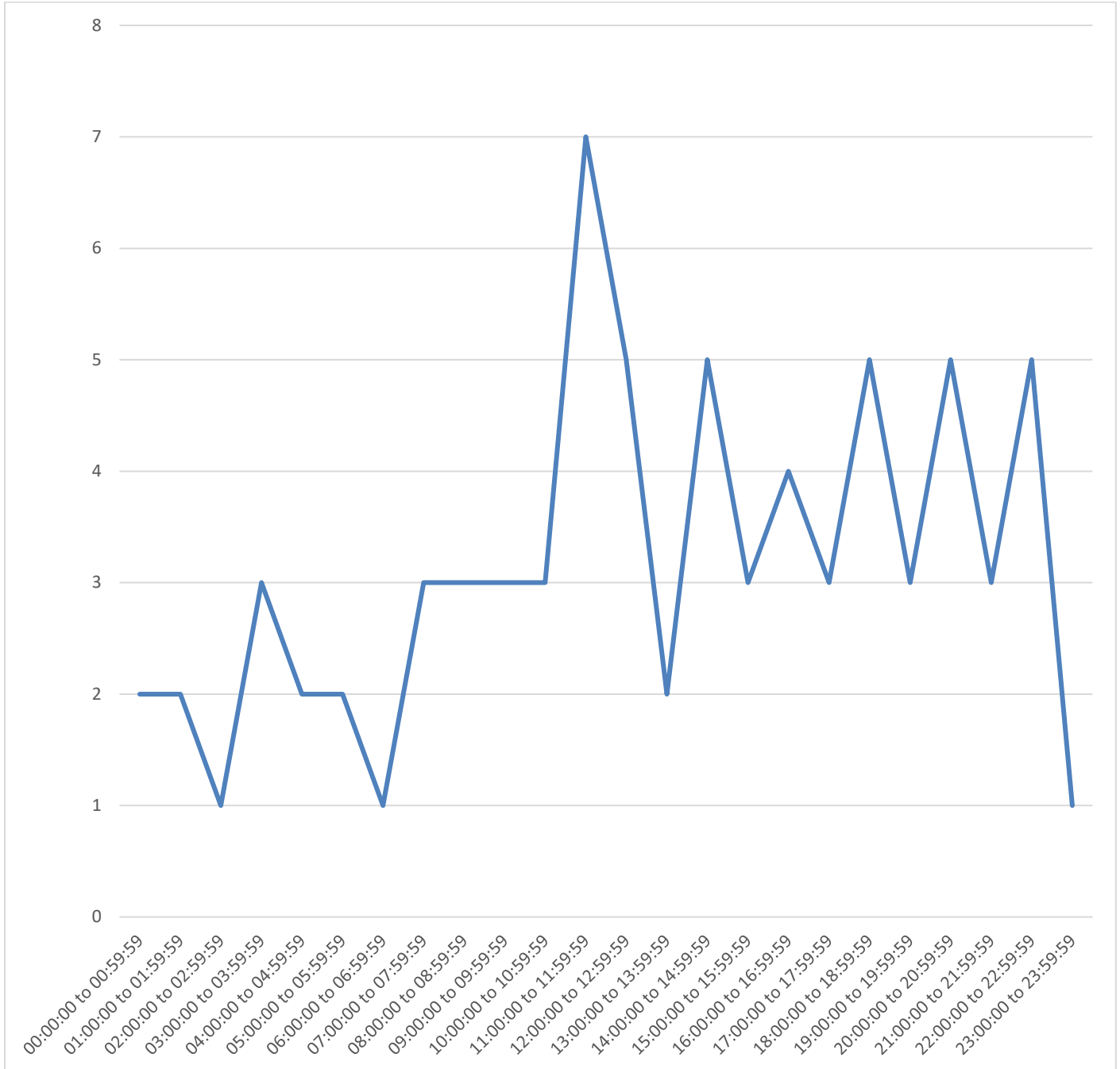
**McCormick Ambulance  
May 2025**

**Calls by Time of Day**

<b>Time of Day</b>	<b>Calls</b>
00:00:00 to 00:59:59	2
01:00:00 to 01:59:59	2
02:00:00 to 02:59:59	1
03:00:00 to 03:59:59	3
04:00:00 to 04:59:59	2
05:00:00 to 05:59:59	2
06:00:00 to 06:59:59	1
07:00:00 to 07:59:59	3
08:00:00 to 08:59:59	3
09:00:00 to 09:59:59	3
10:00:00 to 10:59:59	3
11:00:00 to 11:59:59	7
12:00:00 to 12:59:59	5
13:00:00 to 13:59:59	2
14:00:00 to 14:59:59	5
15:00:00 to 15:59:59	3
16:00:00 to 16:59:59	4
17:00:00 to 17:59:59	3
18:00:00 to 18:59:59	5
19:00:00 to 19:59:59	3
20:00:00 to 20:59:59	5
21:00:00 to 21:59:59	3
22:00:00 to 22:59:59	5
23:00:00 to 23:59:59	1
<b>Total Calls</b>	<b>76</b>

**McCormick Ambulance  
May 2025**

**Calls by Time of Day**



**McCormick Ambulance  
May 2025**

**Responses by Code**

	<b>Within Allowable Time</b>	<b>Delayed Response</b>	<b>Total</b>
<b>Code 3:</b> Response Time of 8:59 or less	19	2	<b>21</b>
<b>Code 2:</b> Response Time of 15:00 or less	55	0	<b>55</b>
<b>Canceled</b>			<b>38</b>
<b>Total Responses</b>	<b>74</b>	<b>2</b>	<b>114</b>