

McCormick Ambulance Services - Semi Annual

1/1/2025  6/30/2025 



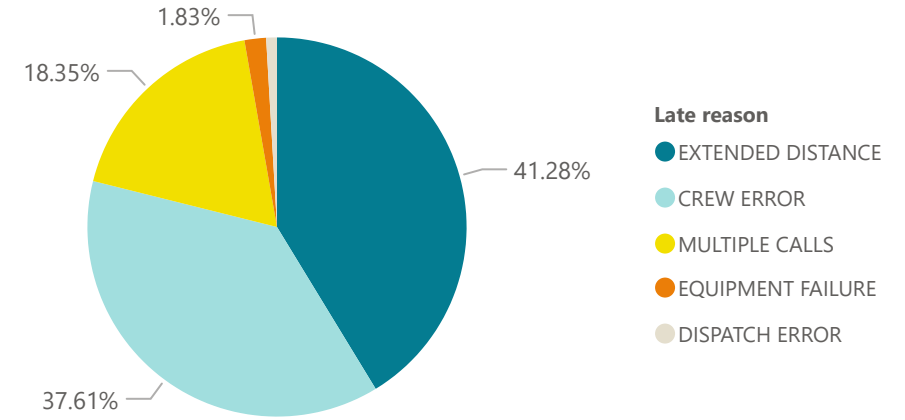
Code 2 Delayed Responses by Month

Month	# Incidents	Code 2	Average Time
January	1	Delayed Response	16.47
June	1	Delayed Response	17.33
Total	2		16.90

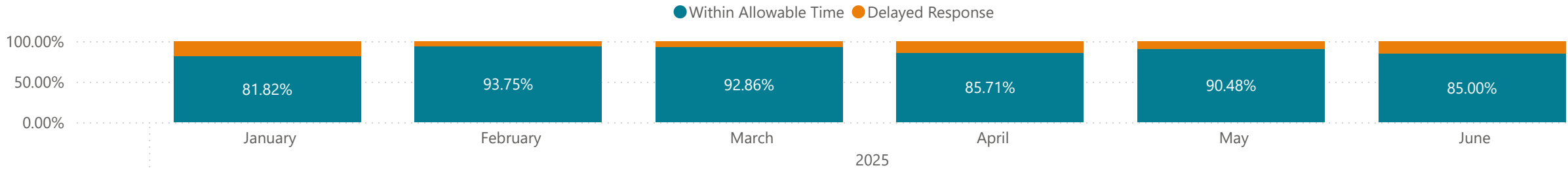
Code 3 Delayed Responses by Month

Month	# Incidents	Code 3	Average Time
January	4	Delayed Response	9.97
February	1	Delayed Response	9.65
March	1	Delayed Response	14.35
April	2	Delayed Response	9.39
May	2	Delayed Response	10.24
June	3	Delayed Response	11.61
Total	13		10.61

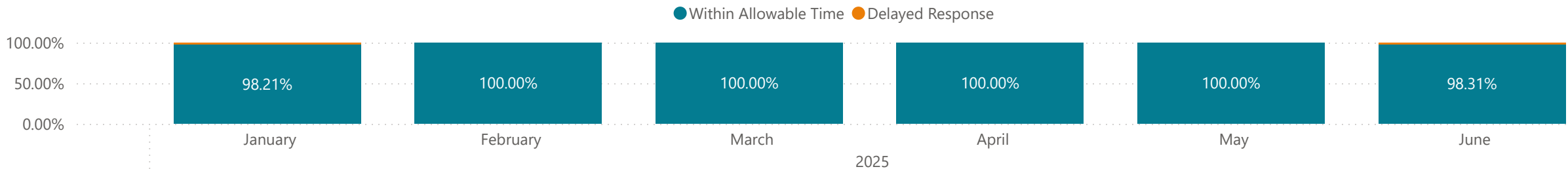
Reasons for Delay



Monthly - Code 3 Response < 9:00mins



Monthly - Code 2 Response < 15:00 mins



Los Angeles County Fire Department - Semi Annual

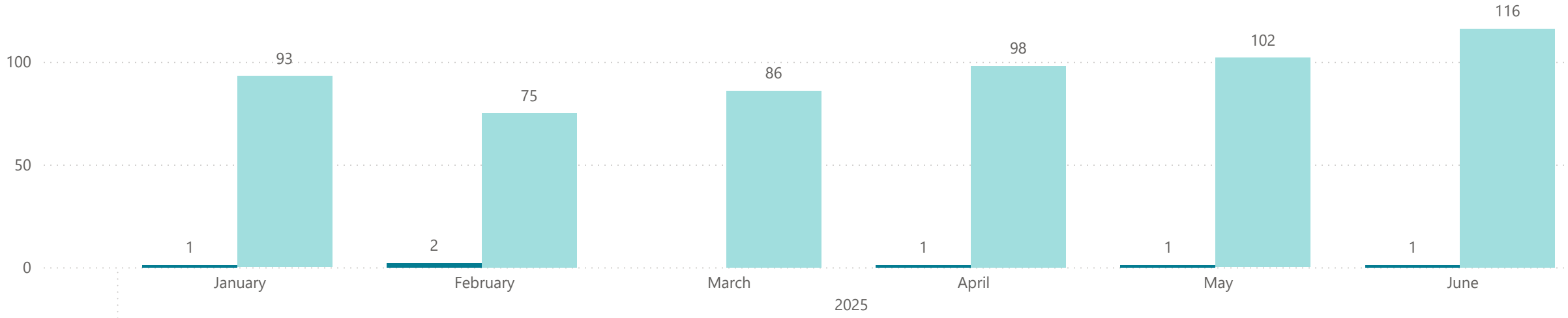
1/1/2025

6/30/2025

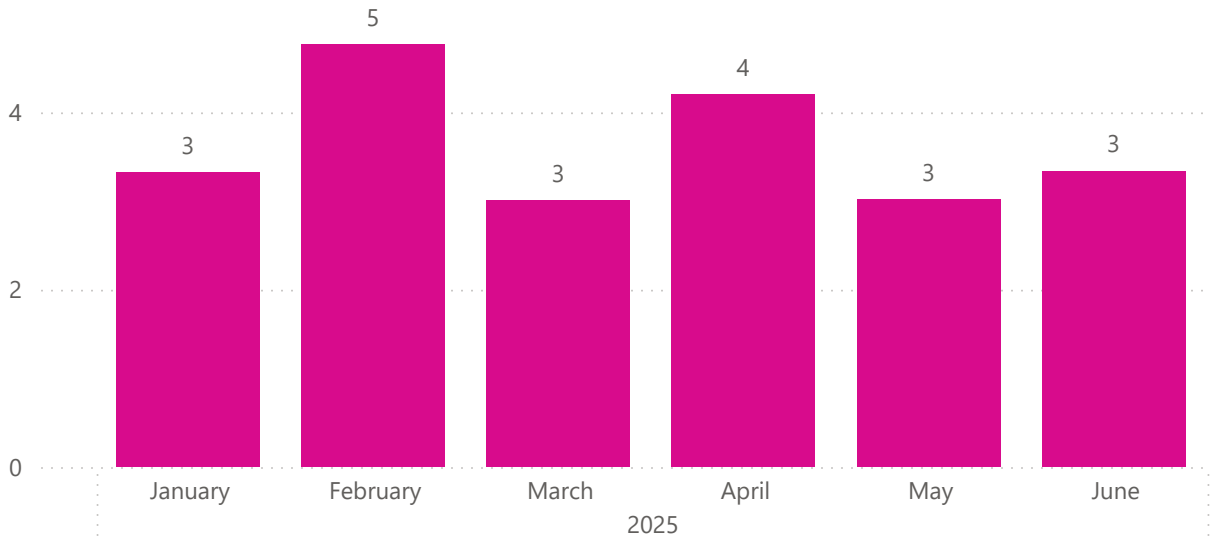


1st Apparatus Response > 15 Minute Response

● Delayed ● On Time



Average Monthly Call Answer Time (Seconds)



Average Monthly Response Times (Minutes)

