

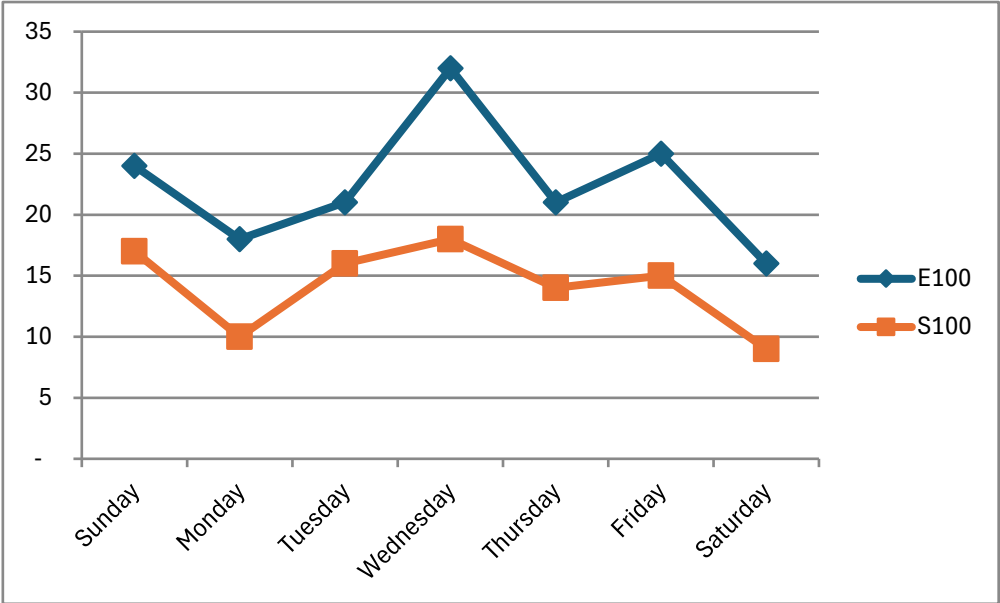
**LOS ANGELES COUNTY FIRE DEPARTMENT  
HERMOSA BEACH  
FOR THE MONTH OF APRIL 2025**

DAY OF THE WEEK	UNIT RESPONSES		
	E100	S100	Total
Sunday	24	17	41
Monday	18	10	28
Tuesday	21	16	37
Wednesday	32	18	50
Thursday	21	14	35
Friday	25	15	40
Saturday	16	9	25
<b>Grand Total*</b>	<b>157</b>	<b>99</b>	<b>256</b>

Note:

Data based on Fireview report - apparatus YTD250431.

\*Units responses in and outside the City of Hermosa Beach.



**LOS ANGELES COUNTY FIRE DEPARTMENT  
HERMOSA BEACH  
FOR THE MONTH OF APRIL 2025**

Incident Type	UNIT RESPONSES			Percentage
	E100	S100	Total	
<b>FIRE, EXPLOSION</b>				
150 - Outside rubbish fire, other	1	-	1	0.39%
154 - Dumpster or other outside trash receptacle fire	3	-	3	1.17%
<b>FIRE EXPLOSION Total</b>	<b>4</b>	<b>-</b>	<b>4</b>	<b>1.56%</b>
<b>RESCUE, EMS</b>				
300 - Rescue, emergency medical call (EMS) call, other	16	16	32	12.50%
321 - EMS call, excluding vehicle accident with injury	77	69	146	57.03%
322 - Vehicle accident with injuries	2	-	2	0.78%
323 - Motor vehicle/pedestrian accident (MV Ped)	1	1	2	0.78%
<b>RESCUE, EMS Total</b>	<b>96</b>	<b>86</b>	<b>182</b>	<b>71.09%</b>
<b>HAZARDOUS CONDITION</b>				
440 - Electrical wiring/equipment problem, other	2	-	2	0.78%
445 - Arcing, shorted electrical equipment	1	-	1	0.39%
<b>HAZARDOUS CONDITION Total</b>	<b>3</b>	<b>-</b>	<b>3</b>	<b>1.17%</b>
<b>GOOD INTENT CALL</b>				
600 - Good intent call, other	31	6	37	14.45%
611 - Dispatched & cancelled enroute	22	7	29	11.33%
<b>GOOD INTENT CALL Total</b>	<b>53</b>	<b>13</b>	<b>66</b>	<b>25.79%</b>
<b>SPECIAL OR OTHER INCIDENT TYPE</b>				
900 - Special type of incident, other	1	-	1	0.39%
<b>SPECIAL OR OTHER INCIDENT TYPE Total</b>	<b>1</b>	<b>-</b>	<b>1</b>	<b>0.39%</b>
<b>Grand Total</b>	<b>157</b>	<b>99</b>	<b>256</b>	<b>100.00%</b>

Note:

Data based on Fireview report - apparatus YTD250431.

\*Units responses in and outside the City of Hermosa Beach.

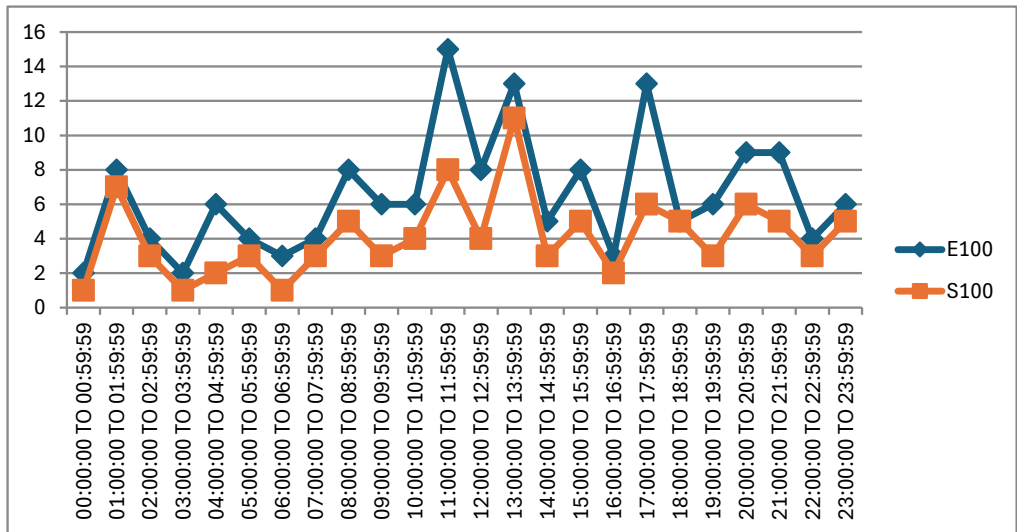
**LOS ANGELES COUNTY FIRE DEPARTMENT  
HERMOSA BEACH  
FOR THE MONTH OF APRIL 2025**

TIME OF THE DAY	UNIT RESPONSES		
	E100	S100	Total
00:00:00 TO 00:59:59	2	1	3
01:00:00 TO 01:59:59	8	7	15
02:00:00 TO 02:59:59	4	3	7
03:00:00 TO 03:59:59	2	1	3
04:00:00 TO 04:59:59	6	2	8
05:00:00 TO 05:59:59	4	3	7
06:00:00 TO 06:59:59	3	1	4
07:00:00 TO 07:59:59	4	3	7
08:00:00 TO 08:59:59	8	5	13
09:00:00 TO 09:59:59	6	3	9
10:00:00 TO 10:59:59	6	4	10
11:00:00 TO 11:59:59	15	8	23
12:00:00 TO 12:59:59	8	4	12
13:00:00 TO 13:59:59	13	11	24
14:00:00 TO 14:59:59	5	3	8
15:00:00 TO 15:59:59	8	5	13
16:00:00 TO 16:59:59	3	2	5
17:00:00 TO 17:59:59	13	6	19
18:00:00 TO 18:59:59	5	5	10
19:00:00 TO 19:59:59	6	3	9
20:00:00 TO 20:59:59	9	6	15
21:00:00 TO 21:59:59	9	5	14
22:00:00 TO 22:59:59	4	3	7
23:00:00 TO 23:59:59	6	5	11
<b>Grand Total*</b>	<b>157</b>	<b>99</b>	<b>256</b>

Note:

Data based on Fireview report - apparatus YTD250431.

\*Units responses in and outside the City of Hermosa Beach.



**Ad Hoc Report:**

<b>Name:</b>	Hermosa Call Answer Time
<b>Report Date:</b>	05/01/2025 02:13:31
<b>Description:</b>	April 2025

**Los Angeles County Fire**

Seizure Date	Seizure Time	ALI City	Answer Secs	Call Type ID	ALI Class
04/01/2025	06:13:02	HERMOSA BEACH	2	911 Calls	RESD
04/01/2025	13:19:32	HERM BCH	2	911 Calls	WPH2
04/01/2025	18:36:46	HERMOSA BEACH	2	911 Calls	WPH2
04/02/2025	11:55:58	HERM BCH	41	911 Calls	WPH2
04/02/2025	17:44:17	HERMOSA BEACH	2	911 Calls	WPH2
04/02/2025	22:33:09	HERMOSA BEACH	2	911 Calls	VOIP
04/03/2025	07:31:38	HERM BCH	2	911 Calls	WPH2
04/04/2025	10:52:32	HERMOSA BEACH	2	911 Calls	WPH2
04/04/2025	10:55:38	HERMOSA BEACH	2	911 Calls	WPH2
04/04/2025	11:29:02	HERMOSA BEACH	2	911 Calls	WPH2
04/04/2025	11:49:32	HERMOSA BEACH	2	911 Calls	WPH2
04/04/2025	13:03:51	HERMOSA BEACH	2	911 Calls	WPH2
04/04/2025	17:39:10	HERM BCH	2	911 Calls	WPH2
04/04/2025	21:37:51	HERMOSA BEACH	2	911 Calls	VOIP
04/05/2025	01:38:28	HERM BCH	2	911 Calls	WPH2
04/06/2025	08:15:47	HERMOSA BEACH	2	911 Calls	WPH2
04/06/2025	13:01:10	HERMOSA BEACH	2	911 Calls	BUSN
04/06/2025	15:20:42	HERMOSA BEACH	2	911 Calls	WPH2
04/06/2025	15:21:21	HERMOSA BEACH	2	911 Calls	WPH2
04/06/2025	15:41:50	HERMOSA BEACH	2	911 Calls	WPH2
04/07/2025	10:03:55	HERMOSA BEACH	2	911 Calls	WPH2
04/07/2025	14:28:47	HERM BCH	2	911 Calls	WPH2
04/07/2025	17:37:14	HERM BCH	2	911 Calls	WPH2
04/07/2025	22:45:53	HERMOSA BEACH	2	911 Calls	WPH2
04/09/2025	08:48:55	HERMOSA BEACH	2	911 Calls	WPH2
04/09/2025	11:18:08	HERM BCH	2	911 Calls	WPH2
04/09/2025	13:36:05	HERMOSA BEACH	2	911 Calls	VOIP
04/10/2025	07:41:21	HERM BCH	2	911 Calls	WPH2
04/10/2025	11:43:45	HERMOSA BEACH	31	911 Calls	WPH2
04/10/2025	21:57:54	HERMOSA BEACH	2	911 Calls	VOIP
04/11/2025	22:58:44	HERM BCH	2	911 Calls	WPH2
04/12/2025	14:47:31	HERM BCH	2	911 Calls	WPH2
04/12/2025	18:22:45	HERM BCH	2	911 Calls	WPH2
04/12/2025	19:48:03	HERMOSA BEACH	2	911 Calls	WPH2
04/13/2025	17:49:28	HERM BCH	2	911 Calls	WPH2
04/14/2025	02:07:49	HERMOSA BEACH	2	911 Calls	VOIP
04/14/2025	11:49:52	HERM BCH	56	911 Calls	WPH2
04/15/2025	12:59:37	HERMOSA BEACH	1	911 Calls	VOIP
04/15/2025	19:44:31	HERMOSA BEACH	2	911 Calls	VOIP

04/16/2025	20:11:23	HERM BCH	2	911 Calls	WPH2
04/16/2025	20:39:52	HERMOSA BEACH	2	911 Calls	WPH2
04/16/2025	22:31:20	HERM BCH	2	911 Calls	WPH2
04/17/2025	05:16:32	HERMOSA BEACH	2	911 Calls	VOIP
04/17/2025	11:10:56	HERM BCH	2	911 Calls	WPH2
04/17/2025	21:37:47	HERM BCH	2	911 Calls	WPH2
04/18/2025	20:44:09	HERM BCH	2	911 Calls	WPH2
04/19/2025	10:03:39	HERM BCH	2	911 Calls	WPH2
04/19/2025	10:04:49	HERMOSA BEACH	2	911 Calls	VOIP
04/19/2025	11:13:51	HERM BCH	2	911 Calls	WPH2
04/19/2025	15:32:14	HERM BCH	2	911 Calls	WPH2
04/19/2025	21:26:03	HERM BCH	2	911 Calls	WPH2
04/19/2025	21:26:08	HERM BCH	2	911 Calls	WPH2
04/19/2025	21:41:15	HERMOSA BEACH	2	911 Calls	RESD
04/19/2025	23:46:35	HERMOSA BEACH	2	911 Calls	WPH2
04/20/2025	04:51:25	HERM BCH	2	911 Calls	WPH2
04/20/2025	05:02:16	HERM BCH	2	911 Calls	WPH2
04/20/2025	12:10:50	HMB	2	911 Calls	WPH2
04/20/2025	21:16:48	HERM BCH	24	911 Calls	WPH2
04/21/2025	08:46:13	HERMOSA BEACH	32	911 Calls	W911
04/21/2025	18:38:14	HERMOSA BEACH	2	911 Calls	WPH2
04/23/2025	12:40:18	HERMOSA BEACH	3	911 Calls	WPH2
04/23/2025	17:20:18	HERMOSA BEACH	2	911 Calls	VOIP
04/24/2025	18:43:20	HERM BCH	2	911 Calls	WPH2
04/24/2025	21:40:26	HERMOSA BEACH	2	911 Calls	WPH2
04/25/2025	01:46:06	HERM BCH	2	911 Calls	WPH2
04/25/2025	10:54:57	HERMOSA BEACH	2	911 Calls	VOIP
04/26/2025	20:33:52	HERMOSA BEACH	2	911 Calls	WPH2
04/27/2025	00:25:15	HERM BCH	2	911 Calls	WPH2
04/27/2025	10:59:46	HERMOSA BEACH	2	911 Calls	WPH2
04/27/2025	14:17:34	HERMOSA BEACH	2	911 Calls	WPH2
04/29/2025	00:18:39	HERMOSA BEACH	2	911 Calls	RESD
04/29/2025	03:36:30	HERMOSA BEACH	2	911 Calls	RESD
04/29/2025	08:42:43	HERMOSA BEACH	2	911 Calls	VOIP
04/29/2025	09:47:42	HERMOSA BEACH	2	911 Calls	VOIP
04/29/2025	11:40:54	HERMOSA BEACH	2	911 Calls	WPH2
04/29/2025	21:49:13	HERMOSA BEACH	2	911 Calls	WPH2
04/30/2025	01:35:04	HERMOSA BEACH	2	911 Calls	WPH2
04/30/2025	01:36:09	HERMOSA BEACH	2	911 Calls	WPH2
04/30/2025	01:42:07	HERMOSA BEACH	2	911 Calls	WPH2

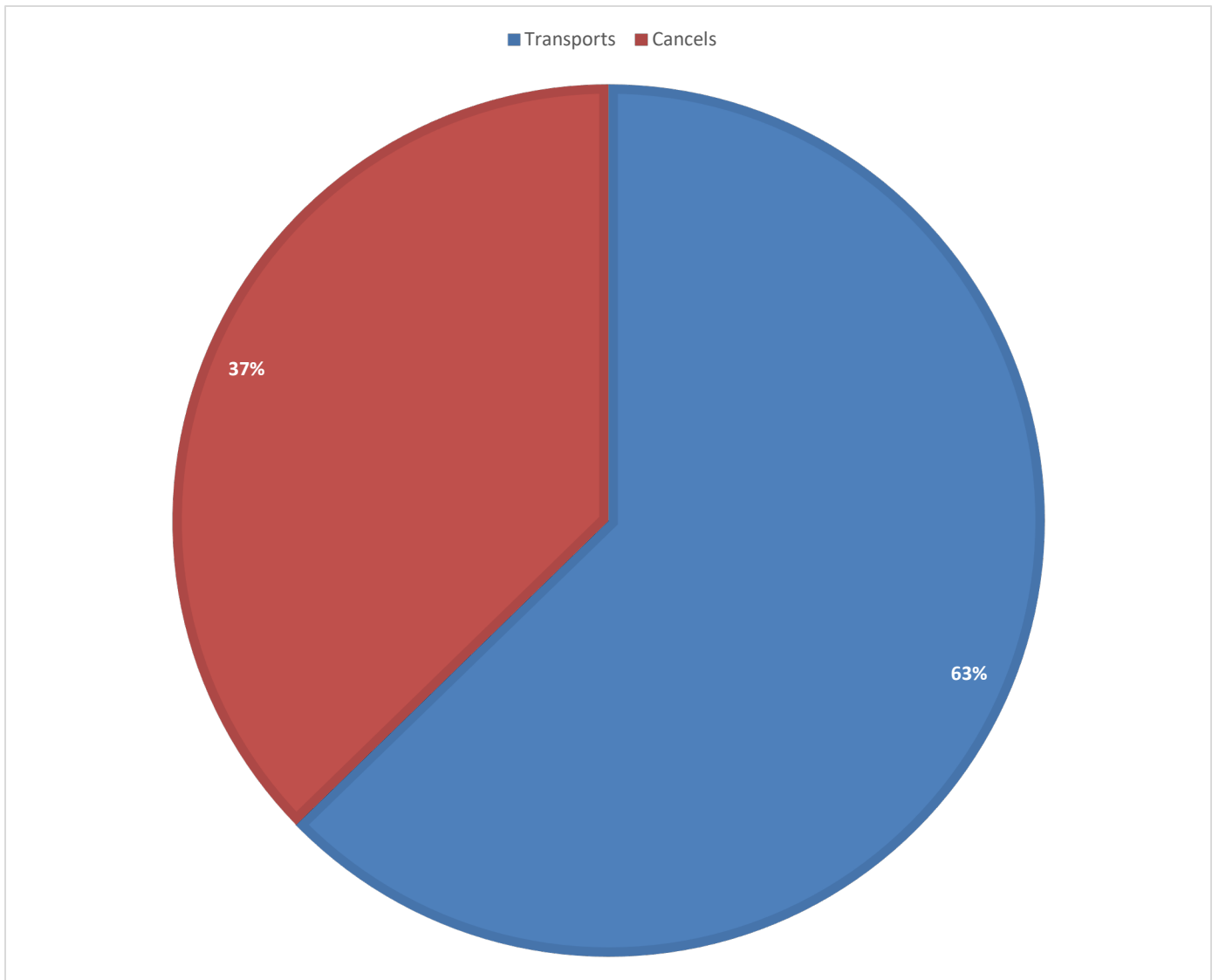
Average Call Answer Time (seconds)

4

**McCormick Ambulance  
April 2025**

**Total Number of Dispatched Calls**

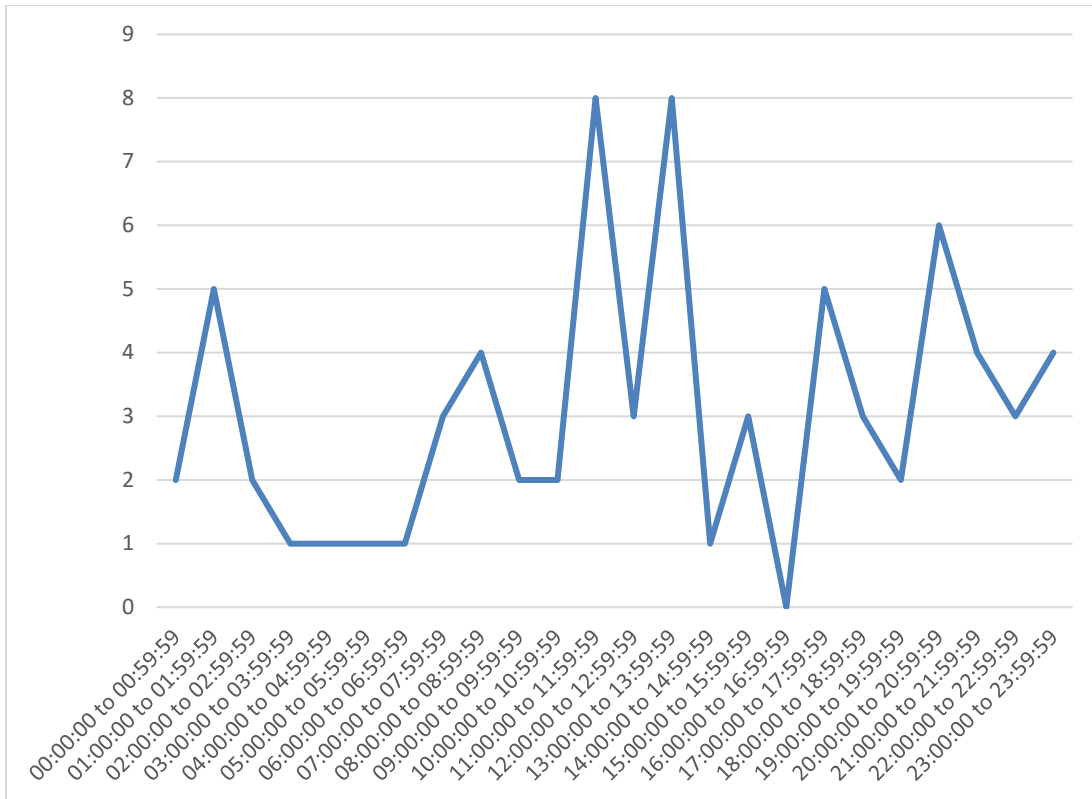
<b>Dispatched Calls</b>	<b>Totals</b>
Transported	74
Canceled	44
<b>Grand Total</b>	<b>118</b>



**McCormick Ambulance  
April 2025**

**Calls Per Day of the Week**

<b>Day of the Week</b>	<b>Completed</b>	<b>Canceled</b>	<b>Total</b>
Sunday	9	10	19
Monday	7	4	11
Tuesday	13	6	19
Wednesday	17	7	24
Thursday	10	5	15
Friday	12	7	19
Saturday	6	5	11
<b>Calls Total</b>	<b>74</b>	<b>44</b>	<b>118</b>



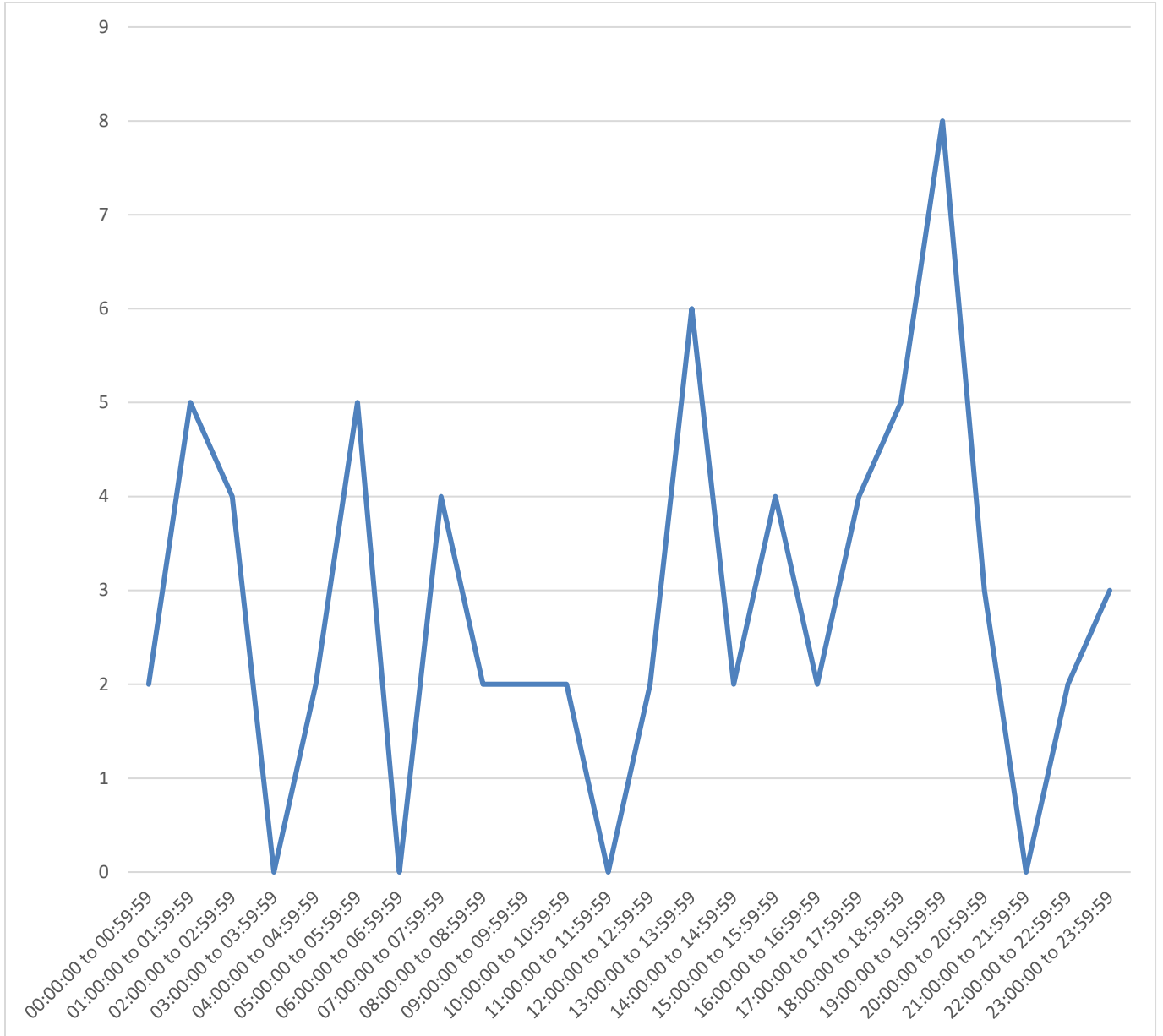
**McCormick Ambulance  
April 2025**

**Calls by Time of Day**

<b>Time of Day</b>	<b>Calls</b>
00:00:00 to 00:59:59	2
01:00:00 to 01:59:59	5
02:00:00 to 02:59:59	2
03:00:00 to 03:59:59	1
04:00:00 to 04:59:59	1
05:00:00 to 05:59:59	1
06:00:00 to 06:59:59	1
07:00:00 to 07:59:59	3
08:00:00 to 08:59:59	4
09:00:00 to 09:59:59	2
10:00:00 to 10:59:59	2
11:00:00 to 11:59:59	8
12:00:00 to 12:59:59	1
13:00:00 to 13:59:59	8
14:00:00 to 14:59:59	1
15:00:00 to 15:59:59	3
16:00:00 to 16:59:59	0
17:00:00 to 17:59:59	5
18:00:00 to 18:59:59	3
19:00:00 to 19:59:59	2
20:00:00 to 20:59:59	6
21:00:00 to 21:59:59	4
22:00:00 to 22:59:59	3
23:00:00 to 23:59:59	4
<b>Total Calls</b>	<b>74</b>

**McCormick Ambulance  
April 2025**

**Calls by Time of Day**



**McCormick Ambulance  
April 2025**

**Responses by Code**

	<b>Within Allowable Time</b>	<b>Delayed Response</b>	<b>Total</b>
<b>Code 3:</b> Response Time of 8:59 or less	12	2	<b>14</b>
<b>Code 2:</b> Response Time of 15:00 or less	60	0	<b>60</b>
<b>Canceled</b>			<b>44</b>
<b>Total Responses</b>	<b>72</b>	<b>2</b>	<b>118</b>