

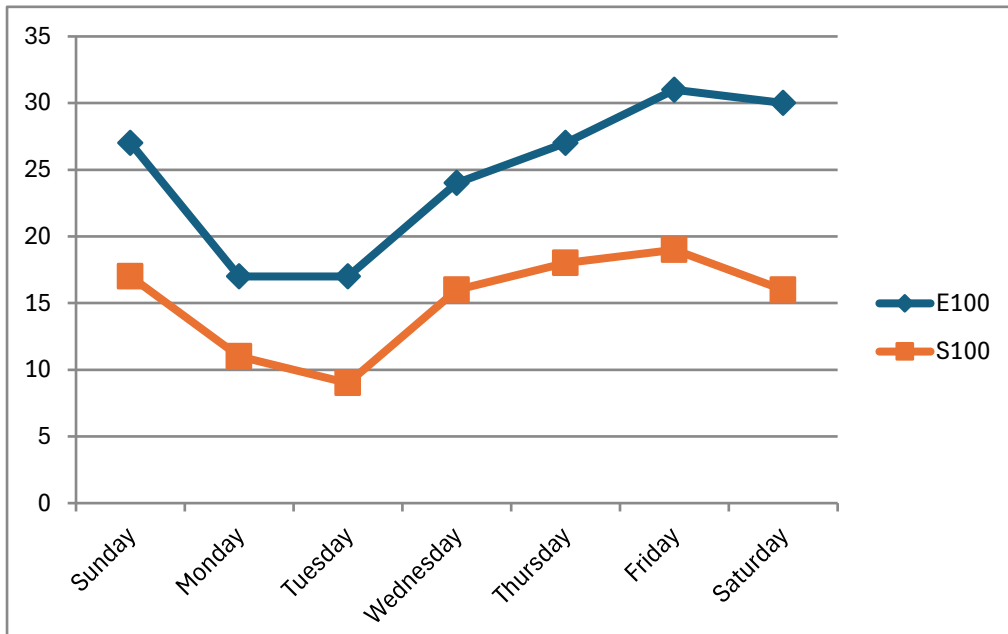
**LOS ANGELES COUNTY FIRE DEPARTMENT
HERMOSA BEACH
FOR THE MONTH OF JULY 2025**

| DAY OF THE WEEK | UNIT RESPONSES | | |
|---------------------|----------------|------------|------------|
| | E100 | S100 | Total |
| Sunday | 27 | 17 | 44 |
| Monday | 17 | 11 | 28 |
| Tuesday | 17 | 9 | 26 |
| Wednesday | 24 | 16 | 40 |
| Thursday | 27 | 18 | 45 |
| Friday | 31 | 19 | 50 |
| Saturday | 30 | 16 | 46 |
| Grand Total* | 173 | 106 | 279 |

Note:

Data based on Fireview report - apparatus YTD250731.

*Units responses in and outside the City of Hermosa Beach.



**LOS ANGELES COUNTY FIRE DEPARTMENT
HERMOSA BEACH
FOR THE MONTH OF JULY 2025**

| Incident Type | UNIT RESPONSES | | | Percentage |
|--|----------------|------------|------------|----------------|
| | E100 | S100 | Total | |
| RESCUE, EMS | | | | |
| 300 - Rescue, emergency medical call (EMS) call, other | 14 | 14 | 28 | 10.04% |
| 321 - EMS call, excluding vehicle accident with injury | 94 | 84 | 178 | 63.80% |
| 322 - Vehicle accident with injuries | 1 | 0 | 1 | 0.36% |
| 324 - Motor vehicle accident with no injuries | 1 | 1 | 2 | 0.72% |
| RESCUE, EMS Total | 110 | 99 | 209 | 74.91% |
| HAZARDOUS CONDITION | | | | |
| 531 - Smoke or odor removal | 1 | 1 | 2 | 0.72% |
| HAZARDOUS CONDITION Total | 1 | 1 | 2 | 0.72% |
| GOOD INTENT CALL | | | | |
| 600 - Good intent call, other | 21 | 3 | 24 | 8.60% |
| 611 - Dispatched & cancelled enroute | 41 | 3 | 44 | 15.77% |
| GOOD INTENT CALL Total | 62 | 6 | 68 | 24.37% |
| Grand Total | 173 | 106 | 279 | 100.00% |

Note:

Data based on Fireview report - apparatus YTD250731.

*Units responses in and outside the City of Hermosa Beach.

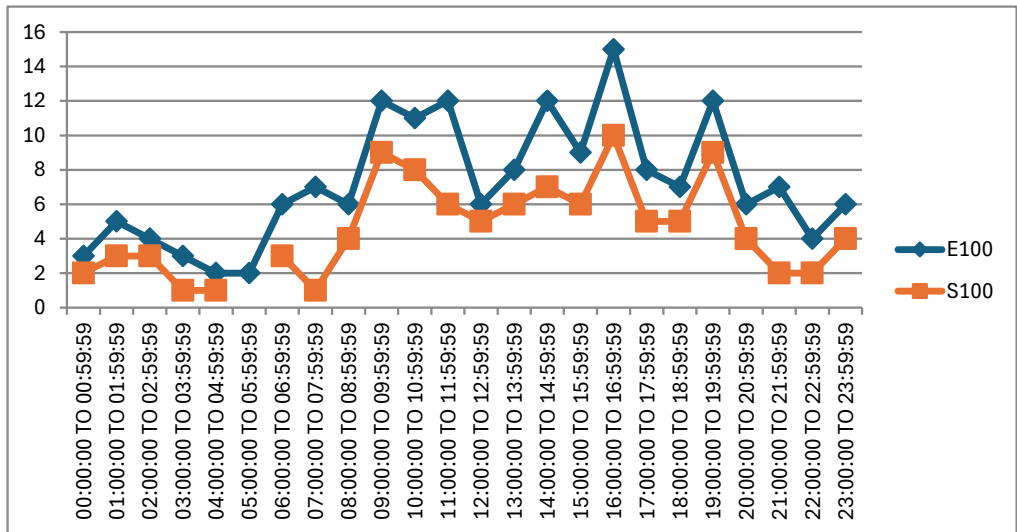
**LOS ANGELES COUNTY FIRE DEPARTMENT
HERMOSA BEACH
FOR THE MONTH OF JULY 2025**

| TIME OF THE DAY | UNIT RESPONSES | | |
|----------------------|----------------|------------|------------|
| | E100 | S100 | Total |
| 00:00:00 TO 00:59:59 | 3 | 2 | 5 |
| 01:00:00 TO 01:59:59 | 5 | 3 | 8 |
| 02:00:00 TO 02:59:59 | 4 | 3 | 7 |
| 03:00:00 TO 03:59:59 | 3 | 1 | 4 |
| 04:00:00 TO 04:59:59 | 2 | 1 | 3 |
| 05:00:00 TO 05:59:59 | 2 | | 2 |
| 06:00:00 TO 06:59:59 | 6 | 3 | 9 |
| 07:00:00 TO 07:59:59 | 7 | 1 | 8 |
| 08:00:00 TO 08:59:59 | 6 | 4 | 10 |
| 09:00:00 TO 09:59:59 | 12 | 9 | 21 |
| 10:00:00 TO 10:59:59 | 11 | 8 | 19 |
| 11:00:00 TO 11:59:59 | 12 | 6 | 18 |
| 12:00:00 TO 12:59:59 | 6 | 5 | 11 |
| 13:00:00 TO 13:59:59 | 8 | 6 | 14 |
| 14:00:00 TO 14:59:59 | 12 | 7 | 19 |
| 15:00:00 TO 15:59:59 | 9 | 6 | 15 |
| 16:00:00 TO 16:59:59 | 15 | 10 | 25 |
| 17:00:00 TO 17:59:59 | 8 | 5 | 13 |
| 18:00:00 TO 18:59:59 | 7 | 5 | 12 |
| 19:00:00 TO 19:59:59 | 12 | 9 | 21 |
| 20:00:00 TO 20:59:59 | 6 | 4 | 10 |
| 21:00:00 TO 21:59:59 | 7 | 2 | 9 |
| 22:00:00 TO 22:59:59 | 4 | 2 | 6 |
| 23:00:00 TO 23:59:59 | 6 | 4 | 10 |
| Grand Total* | 173 | 106 | 279 |

Note:

Data based on Fireview report - apparatus YTD250731.

*Units responses in and outside the City of Hermosa Beach.



Ad Hoc Report:

| | |
|---------------------|--------------------------|
| Name: | Hermosa Call Answer Time |
| Report Date: | 08/15/2025 06:41:06 |
| Description: | July 2025 |

Los Angeles County Fire

| Seizure Date | Seizure Time | ALI City | Answer Secs | Call Type | ALI Class |
|--------------|--------------|---------------|-------------|-----------|-----------|
| 07/01/2025 | 16:28:20 | HERMOSA BEACH | 2 | 911 Calls | VOIP |
| 07/01/2025 | 16:33:51 | HERMOSA BEACH | 1 | 911 Calls | VOIP |
| 07/02/2025 | 02:17:50 | HERM BCH | 2 | 911 Calls | WPH2 |
| 07/02/2025 | 06:10:01 | HMB | 2 | 911 Calls | WPH2 |
| 07/02/2025 | 12:33:37 | HERM BCH | 2 | 911 Calls | WPH2 |
| 07/02/2025 | 12:53:20 | HERM BCH | 2 | 911 Calls | WPH2 |
| 07/02/2025 | 19:10:22 | HERMOSA BEACH | 2 | 911 Calls | WPH2 |
| 07/03/2025 | 19:09:11 | HERM BCH | 2 | 911 Calls | WPH2 |
| 07/04/2025 | 09:24:50 | HERM BCH | 2 | 911 Calls | WPH2 |
| 07/04/2025 | 10:19:33 | HERMOSA BEACH | 2 | 911 Calls | WPH2 |
| 07/04/2025 | 10:19:49 | HERMOSA BEACH | 2 | 911 Calls | WPH2 |
| 07/04/2025 | 14:51:33 | HERMOSA BEACH | 2 | 911 Calls | WPH2 |
| 07/04/2025 | 15:53:00 | HERMOSA BEACH | 2 | 911 Calls | WPH2 |
| 07/04/2025 | 16:55:35 | HERM BCH | 2 | 911 Calls | WPH2 |
| 07/04/2025 | 17:04:01 | HERMOSA BEACH | 2 | 911 Calls | WPH2 |
| 07/04/2025 | 20:07:35 | HERMOSA BEACH | 2 | 911 Calls | WPH2 |
| 07/05/2025 | 16:04:34 | HERMOSA BEACH | 2 | 911 Calls | VOIP |
| 07/06/2025 | 09:07:13 | HERM BCH | 2 | 911 Calls | WPH2 |
| 07/07/2025 | 09:25:33 | HERM BCH | 2 | 911 Calls | WPH2 |
| 07/08/2025 | 09:42:21 | HERMOSA BEACH | 2 | 911 Calls | WPH2 |
| 07/08/2025 | 11:04:51 | HERM BCH | 2 | 911 Calls | WPH2 |
| 07/09/2025 | 07:49:23 | HERM BCH | 2 | 911 Calls | WPH2 |
| 07/09/2025 | 10:16:45 | HERM BCH | 2 | 911 Calls | WPH2 |
| 07/09/2025 | 19:43:46 | HERMOSA BEACH | 2 | 911 Calls | VOIP |
| 07/09/2025 | 21:57:35 | HERM BCH | 2 | 911 Calls | WPH2 |
| 07/10/2025 | 06:24:15 | HERM BCH | 2 | 911 Calls | WPH2 |
| 07/10/2025 | 10:33:03 | HERMOSA BEACH | 2 | 911 Calls | WPH2 |
| 07/11/2025 | 08:01:31 | HERM BCH | 2 | 911 Calls | WPH2 |
| 07/11/2025 | 09:05:44 | HERMOSA BEACH | 2 | 911 Calls | WPH2 |
| 07/11/2025 | 09:08:27 | HERMOSA BEACH | 2 | 911 Calls | WPH2 |
| 07/12/2025 | 00:00:05 | HERMOSA BEACH | 15 | 911 Calls | RESD |
| 07/12/2025 | 07:39:18 | HERM BCH | 2 | 911 Calls | WPH2 |
| 07/12/2025 | 09:21:17 | HERMOSA BEACH | 2 | 911 Calls | WPH2 |
| 07/12/2025 | 11:54:04 | HERM BCH | 2 | 911 Calls | WPH2 |
| 07/12/2025 | 16:33:40 | HERMOSA BEACH | 3 | 911 Calls | VOIP |
| 07/12/2025 | 19:42:13 | HERMOSA BEACH | 2 | 911 Calls | WPH2 |
| 07/12/2025 | 20:15:26 | HERM BCH | 2 | 911 Calls | WPH2 |
| 07/13/2025 | 01:38:17 | HERM BCH | 19 | 911 Calls | WPH2 |
| 07/13/2025 | 03:32:43 | HERMOSA BEACH | 2 | 911 Calls | WPH2 |

| | | | | | |
|------------|----------|---------------|----|-----------|------|
| 07/13/2025 | 10:03:02 | HERMOSA BEACH | 2 | 911 Calls | VOIP |
| 07/14/2025 | 07:31:05 | HERMOSA BEACH | 2 | 911 Calls | WPH2 |
| 07/14/2025 | 11:11:03 | HMB | 2 | 911 Calls | WPH2 |
| 07/14/2025 | 12:06:44 | HERMOSA BEACH | 1 | 911 Calls | VOIP |
| 07/14/2025 | 13:03:18 | HERM BCH | 2 | 911 Calls | WPH2 |
| 07/15/2025 | 15:39:58 | HERM BCH | 2 | 911 Calls | WPH2 |
| 07/15/2025 | 18:17:06 | HERMOSA BEACH | 2 | 911 Calls | WPH2 |
| 07/16/2025 | 14:07:42 | HERM BCH | 1 | 911 Calls | WPH2 |
| 07/16/2025 | 14:54:17 | HERMOSA BEACH | 2 | 911 Calls | VOIP |
| 07/16/2025 | 17:06:23 | HERMOSA BEACH | 2 | 911 Calls | VOIP |
| 07/16/2025 | 17:19:39 | HERMOSA BEACH | 2 | 911 Calls | VOIP |
| 07/17/2025 | 10:37:42 | HERMOSA BEACH | 2 | 911 Calls | BUSN |
| 07/18/2025 | 16:05:11 | HERM BCH | 2 | 911 Calls | WPH2 |
| 07/18/2025 | 20:38:34 | HERMOSA BEACH | 2 | 911 Calls | WPH2 |
| 07/19/2025 | 16:51:56 | HERMOSA BEACH | 1 | 911 Calls | WPH2 |
| 07/19/2025 | 17:04:11 | HERMOSA BEACH | 2 | 911 Calls | VOIP |
| 07/19/2025 | 18:30:53 | HERM BCH | 2 | 911 Calls | WPH2 |
| 07/19/2025 | 18:31:25 | HERMOSA BEACH | 2 | 911 Calls | WPH2 |
| 07/20/2025 | 17:24:44 | HERMOSA BEACH | 2 | 911 Calls | VOIP |
| 07/20/2025 | 19:47:08 | HERMOSA BEACH | 1 | 911 Calls | BUSN |
| 07/21/2025 | 14:10:36 | HERMOSA BEACH | 2 | 911 Calls | VOIP |
| 07/22/2025 | 09:47:28 | HERM BCH | 2 | 911 Calls | WPH2 |
| 07/23/2025 | 14:45:56 | HERMOSA BEACH | 2 | 911 Calls | VOIP |
| 07/23/2025 | 20:42:16 | HERM BCH | 2 | 911 Calls | WPH2 |
| 07/24/2025 | 09:50:10 | HERMOSA BEACH | 2 | 911 Calls | WPH2 |
| 07/24/2025 | 12:06:21 | HERM BCH | 2 | 911 Calls | VOIP |
| 07/24/2025 | 14:37:40 | HERM BCH | 1 | 911 Calls | WPH2 |
| 07/25/2025 | 00:53:29 | HERMOSA BEACH | 2 | 911 Calls | WPH2 |
| 07/25/2025 | 10:41:48 | HERMOSA BEACH | 2 | 911 Calls | WPH2 |
| 07/25/2025 | 18:51:55 | HERM BCH | 2 | 911 Calls | WPH2 |
| 07/25/2025 | 23:18:34 | HERMOSA BEACH | 2 | 911 Calls | WPH2 |
| 07/26/2025 | 17:52:09 | HERM BCH | 2 | 911 Calls | WPH2 |
| 07/26/2025 | 21:53:17 | HERM BCH | 2 | 911 Calls | WPH2 |
| 07/27/2025 | 01:12:14 | HERMOSA BEACH | 2 | 911 Calls | WPH2 |
| 07/27/2025 | 03:14:48 | HERMOSA BEACH | 2 | 911 Calls | WPH2 |
| 07/27/2025 | 10:23:12 | HERMOSA BEACH | 2 | 911 Calls | RESD |
| 07/27/2025 | 14:20:45 | HERMOSA BEACH | 2 | 911 Calls | WPH2 |
| 07/27/2025 | 14:41:42 | HERMOSA BEACH | 2 | 911 Calls | WPH2 |
| 07/27/2025 | 15:32:10 | HERMOSA BEACH | 1 | 911 Calls | WPH2 |
| 07/27/2025 | 16:11:06 | HERM BCH | 30 | 911 Calls | WPH2 |
| 07/27/2025 | 19:02:31 | HERMOSA BEACH | 2 | 911 Calls | WPH2 |
| 07/28/2025 | 08:20:21 | HERMOSA BEACH | 2 | 911 Calls | WPH2 |
| 07/28/2025 | 09:23:17 | HERM BCH | 2 | 911 Calls | WPH2 |
| 07/29/2025 | 06:22:21 | HERMOSA BEACH | 2 | 911 Calls | WPH2 |
| 07/29/2025 | 08:17:03 | HERMOSA BEACH | 2 | 911 Calls | RESD |
| 07/29/2025 | 19:58:45 | HERM BCH | 2 | 911 Calls | WPH2 |
| 07/30/2025 | 05:46:21 | HERMOSA BEACH | 2 | 911 Calls | WPH2 |

**LOS ANGELES COUNTY FIRE DEPARTMENT
CITY OF HERMOSA BEACH
EMERGENCY MEDICAL SERVICES (EMS) CALLS - JULY 2025**

| Type of Incidents | Number of EMS Incidents |
|--|-------------------------|
| 300 - Rescue, emergency medical call (EMS) call, other | 15 |
| 321 - EMS call, excluding vehicle accident with injury | 95 |
| 322 - Vehicle accident with injuries | 1 |
| 324 - Motor vehicle accident with no injuries | 1 |
| Grand Total* | 112 |
| <i>Percentage response time within 8 minutes and 59 seconds:</i> | |
| | 109/112 |
| | 97.32% |

* Total EMS incidents within the City of Hermosa Beach. Reflects the first arriving units (excluding lifeguard units) on-scene.

Data based on Fireview report - apparatus 07312025

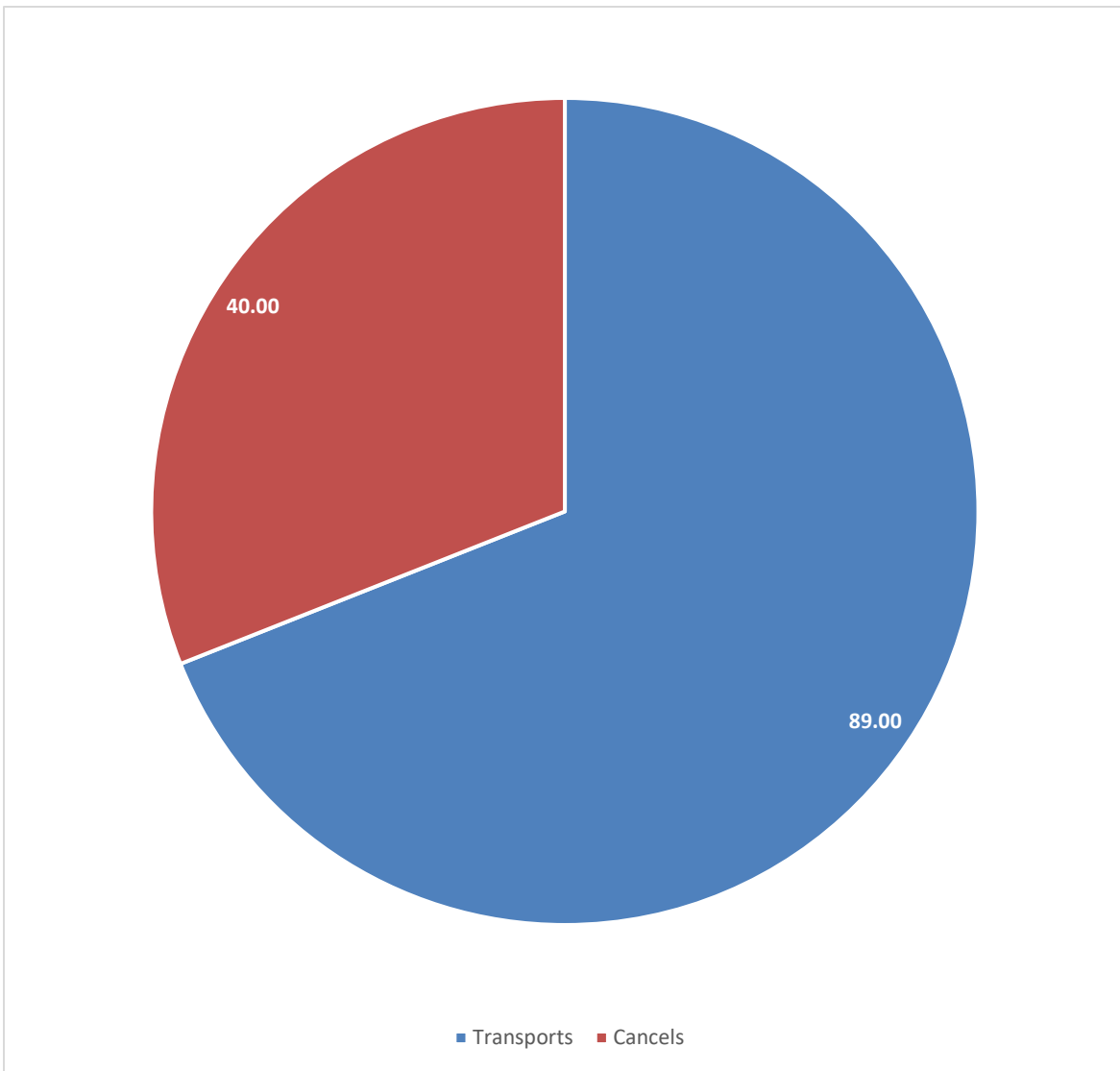
Records meeting the following criteria are excluded:

1. Unit did not arrive and/or On Scene (arrival) Time is null
2. On Scene (arrival) Time = Clear Time
3. Apparatus Action <> 93 - Cancelled En Route

**McCormick Ambulance
July 2025**

Total Number of Dispatched Calls

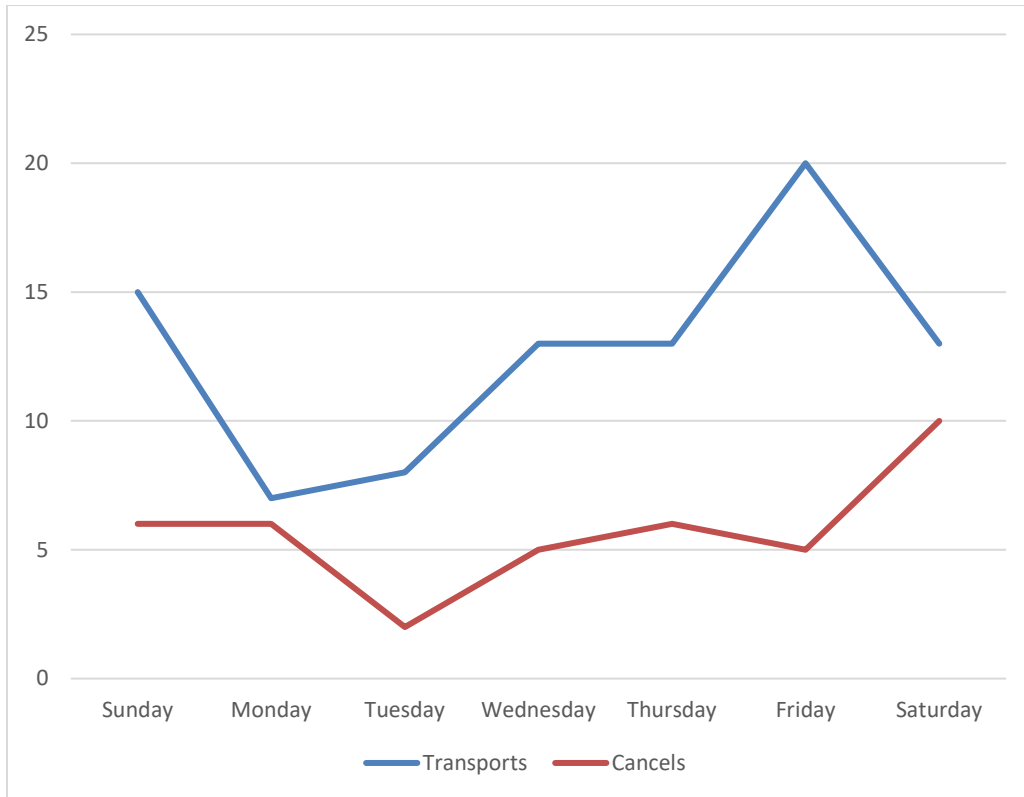
| Dispatched Calls | Totals |
|-------------------------|---------------|
| Transported | 89 |
| Canceled | 40 |
| Grand Total | 129 |



McCormick Ambulance
July 2025

Calls Per Day of the Week

| Day of the Week | Completed | Canceled | Total |
|--------------------|-----------|-----------|------------|
| Sunday | 15 | 6 | 21 |
| Monday | 7 | 6 | 13 |
| Tuesday | 8 | 2 | 10 |
| Wednesday | 13 | 5 | 18 |
| Thursday | 13 | 6 | 19 |
| Friday | 20 | 5 | 25 |
| Saturday | 13 | 10 | 23 |
| Calls Total | 89 | 40 | 129 |



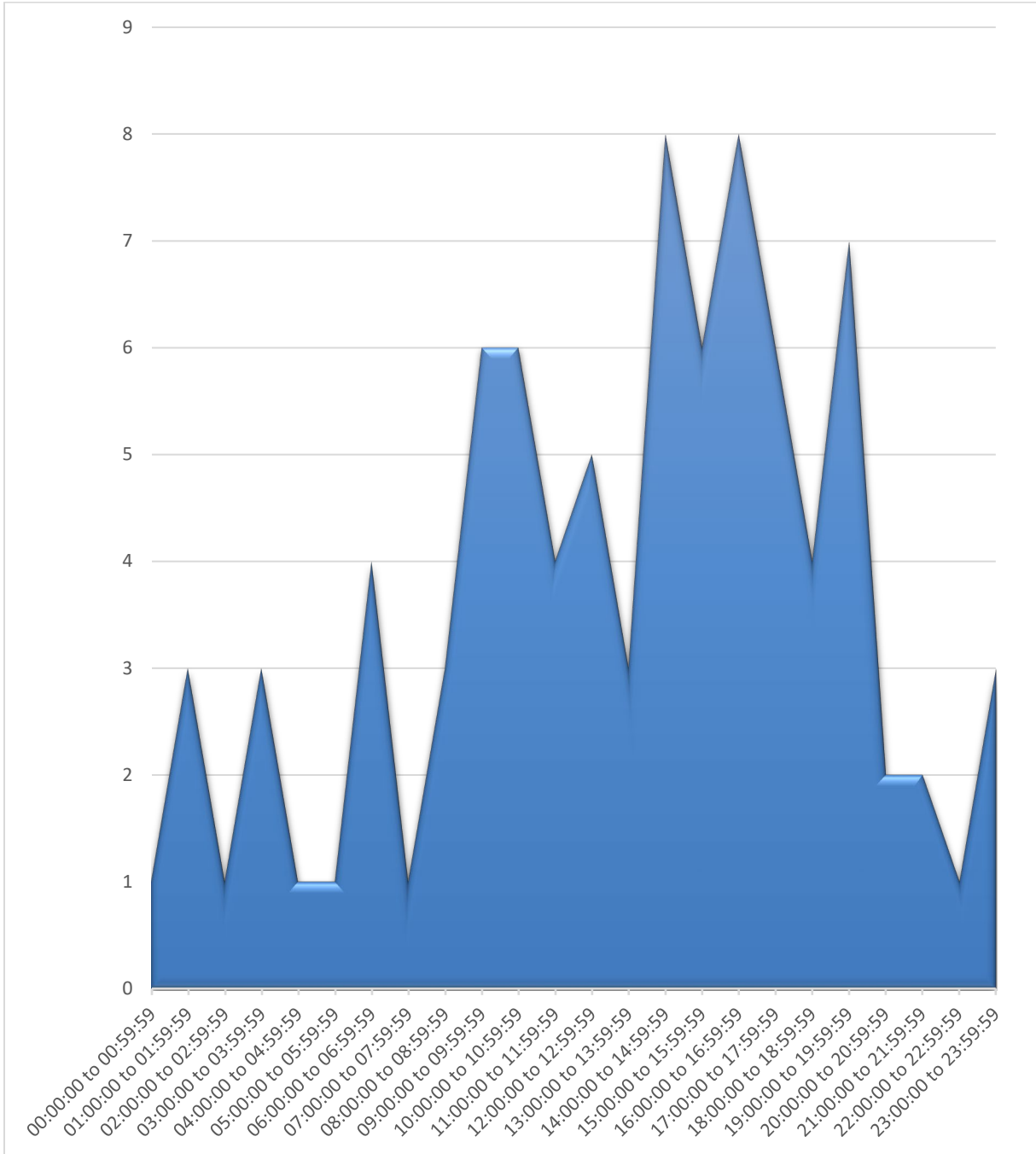
**McCormick Ambulance
July 2025**

Calls by Time of Day

| Time of Day | Calls |
|----------------------|--------------|
| 00:00:00 to 00:59:59 | 1 |
| 01:00:00 to 01:59:59 | 3 |
| 02:00:00 to 02:59:59 | 1 |
| 03:00:00 to 03:59:59 | 3 |
| 04:00:00 to 04:59:59 | 1 |
| 05:00:00 to 05:59:59 | 1 |
| 06:00:00 to 06:59:59 | 4 |
| 07:00:00 to 07:59:59 | 1 |
| 08:00:00 to 08:59:59 | 3 |
| 09:00:00 to 09:59:59 | 6 |
| 10:00:00 to 10:59:59 | 6 |
| 11:00:00 to 11:59:59 | 4 |
| 12:00:00 to 12:59:59 | 5 |
| 13:00:00 to 13:59:59 | 3 |
| 14:00:00 to 14:59:59 | 8 |
| 15:00:00 to 15:59:59 | 6 |
| 16:00:00 to 16:59:59 | 8 |
| 17:00:00 to 17:59:59 | 6 |
| 18:00:00 to 18:59:59 | 4 |
| 19:00:00 to 19:59:59 | 7 |
| 20:00:00 to 20:59:59 | 2 |
| 21:00:00 to 21:59:59 | 2 |
| 22:00:00 to 22:59:59 | 1 |
| 23:00:00 to 23:59:59 | 3 |
| Total Calls | 89 |

McCormick Ambulance
July 2025

Calls by Time of Day



**McCormick Ambulance
July 2025**

Responses by Code

| | Within Allowable Time | Delayed Response | Total |
|--|------------------------------|-------------------------|--------------|
| Code 3: Response Time of 8:59 or less | 20 | 4 | 24 |
| Code 2: Response Time of 15:00 or less | 65 | 0 | 65 |
| Canceled | | | 40 |
| Total Responses | 85 | 4 | 129 |