

Los Angeles County Fire Department - Incident Response Data

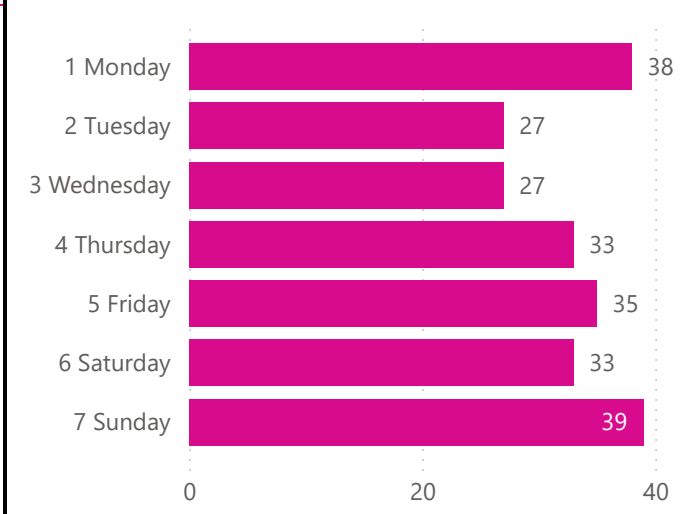
11/1/2025

11/30/2025

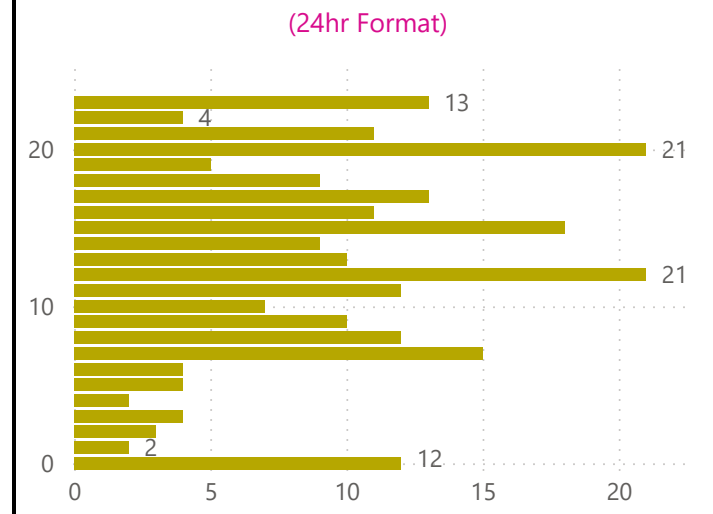
Total Responses by Apparatus Type

Incident Description	11 - Engine	76 - ALS unit	Total
321 - EMS call, excluding vehicle accident with injury	62	57	119
300 - Rescue, emergency medical call (EMS) call, other	25	24	49
600 - Good intent call, other	24	3	27
611 - Dispatched & cancelled enroute	10	1	11
700 - False alarm or false call, other	10	1	11
251 - Excessive heat, scorch burns with no ignition	2	1	3
322 - Vehicle accident with injuries	2	1	3
112 - Fires in structures other than in a building	1	1	2
320 - Emergency medical service, other	1	1	2
900 - Special type of incident, other	1	1	2
113 - Cooking fire, confined to container	1		1
531 - Smoke or odor removal	1		1
911 - Citizen complaint	1		1
Total	141	91	232

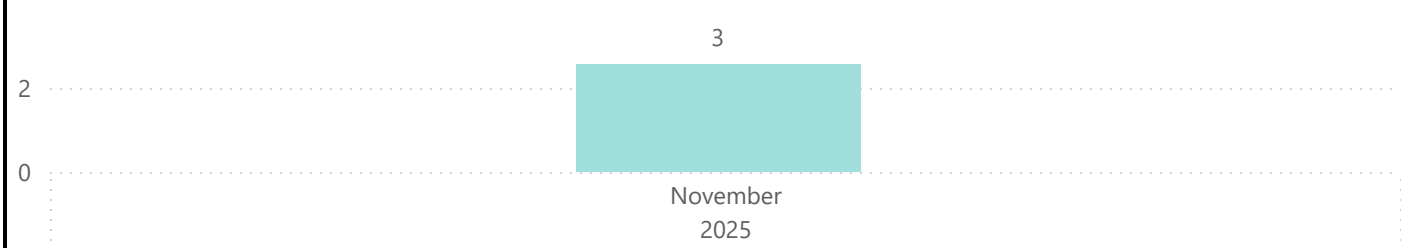
Incident Responses by Day



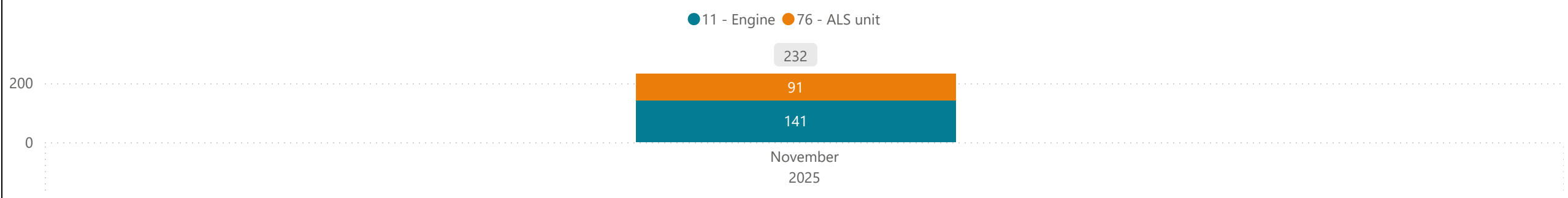
Incident Response Time of Day



Average Monthly Call Answer Time (Seconds)



Incident Responses by Apparatus Type

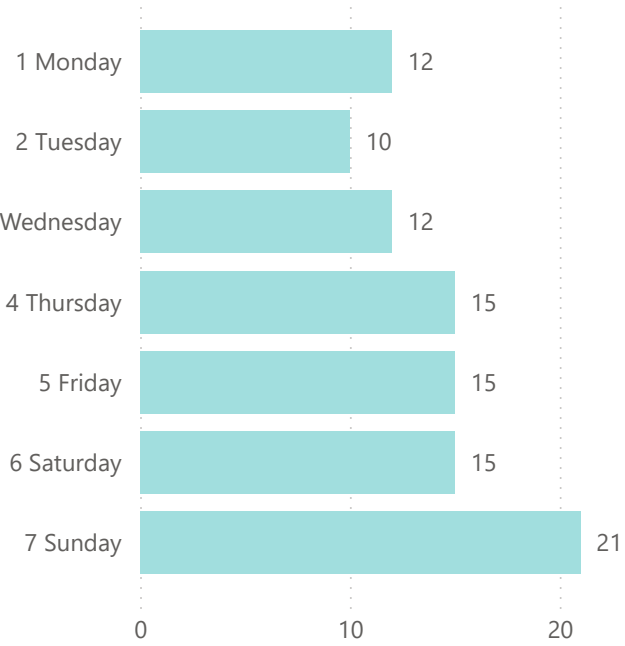


McCormick Ambulance Services - Incident Response Data

11/1/2025  11/30/2025 

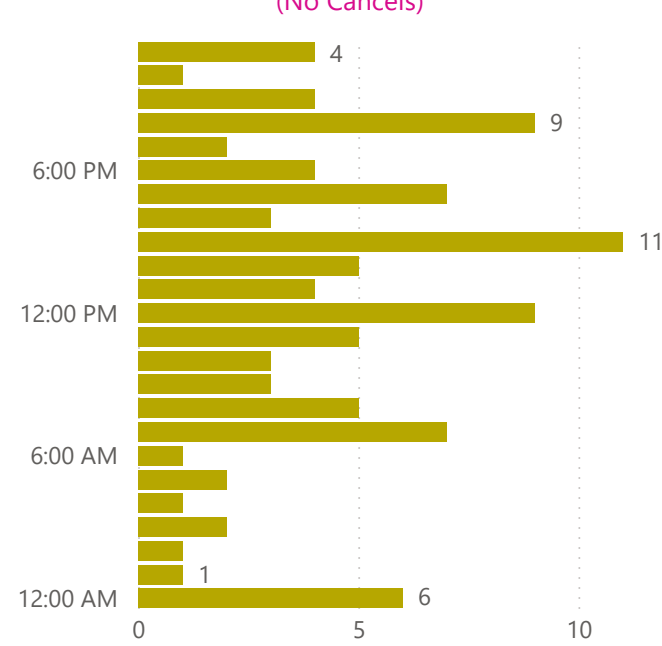


Incident Responses by Day

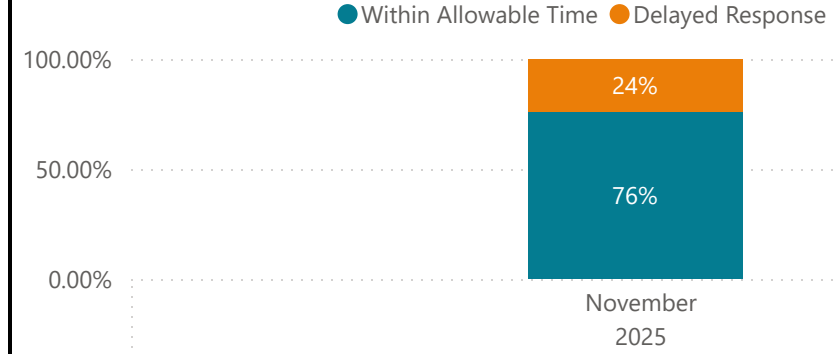


Incident Response Time of Day

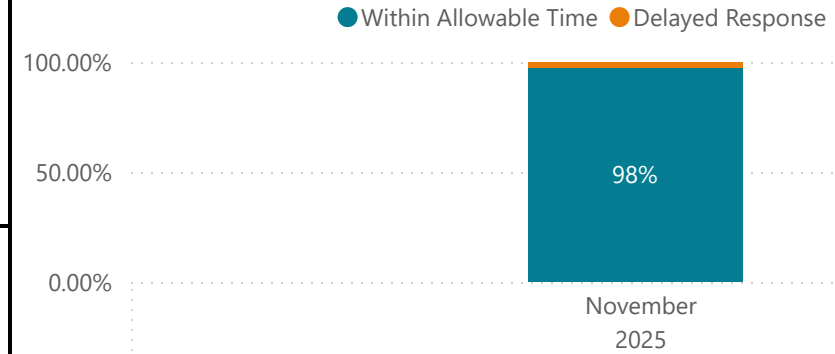
(No Cancels)



Monthly - Code 3 Response < 9:00mins

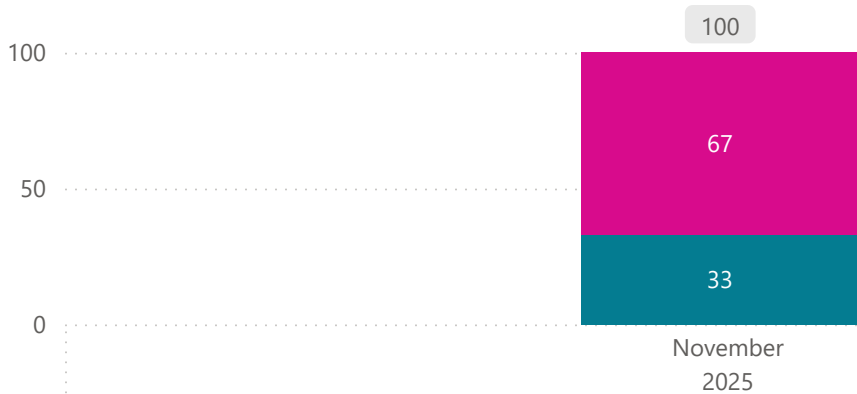


Monthly - Code 2 Response < 15:00 mins



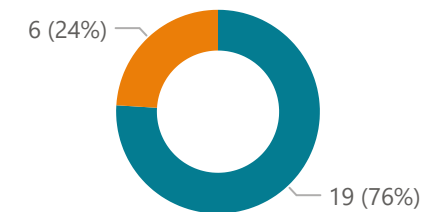
Incident Responses Transported vs Canceled

● Canceled ● Transported



Code 3 Response < 9:00mins

● Within Allowable Time ● Delayed Response



Code 2 Response < 15:00 mins

● Within Allowable Time ● Delayed Response

