

Hermosa Beach Police Department Monthly Crime Report (January 2025)

1/1/2026

1/31/2026



Arrests and Infractions

252

Crime Incidents

110

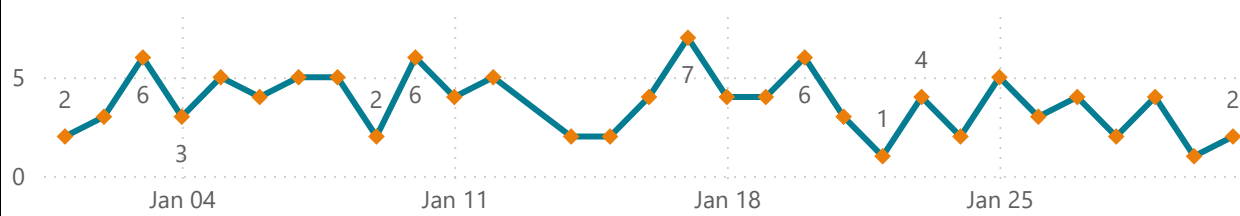
Calls for Service

1,968

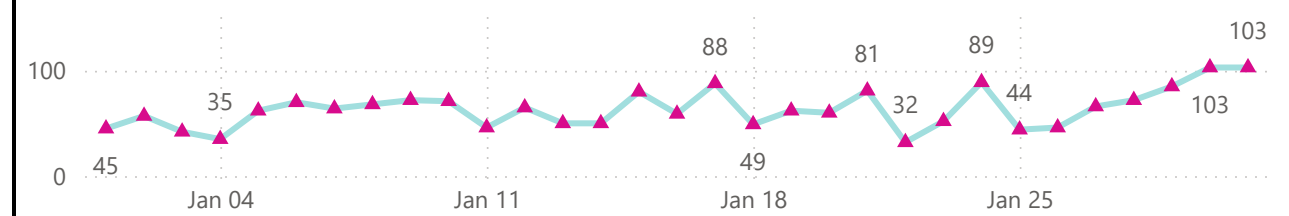
Type of Crime



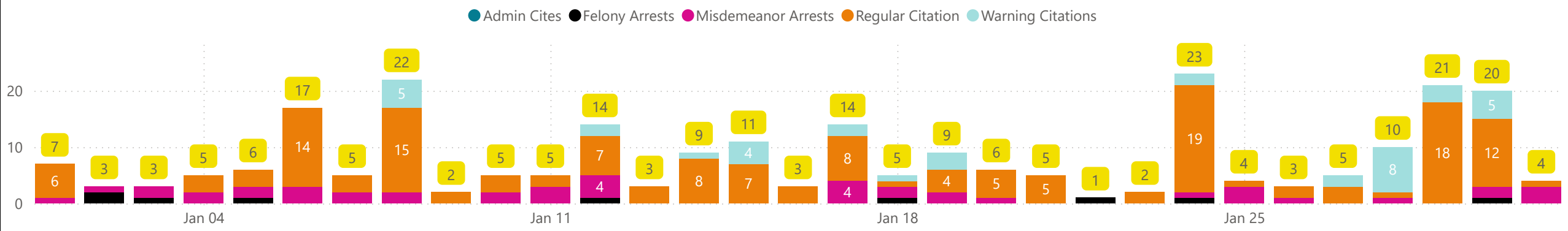
Crime Incidents



Calls for Service



Arrests and Infractions



*Crime data is accurate at time of reporting.

**Includes crime incidents deemed appropriate for public release.

Hermosa Beach Community Crime Map:

<https://www.communitycrimemap.com/?address=HermosaBeach,CA&crimeTypes=true>

Police Department - Crime Dashboard

Month

All


Year

2026



Monthly National Incident Based Reporting System (NIBRS) Data

Offense Category ● Crimes Against Persons ● Crimes Against Property ● Crimes Against Society



FBI Definitions for National Incident-Based Reporting System (NIBRS):


<https://ucr.fbi.gov/nibrs/2018/resource-pages/nibrs-offense-definitions-2018.pdf>

39

Total Crimes

National Incident Based Reporting System (NIBRS) Data - Category Totals by Month

Crimes Against Persons



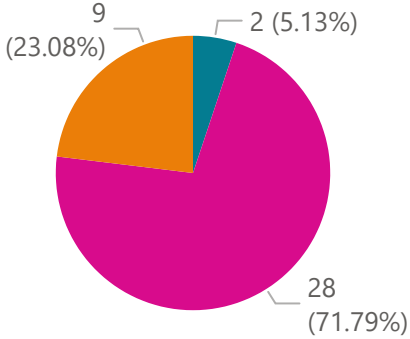
Crimes Against Property



Crimes Against Society



Offense Category Breakdown



Police Department - Crime Dashboard

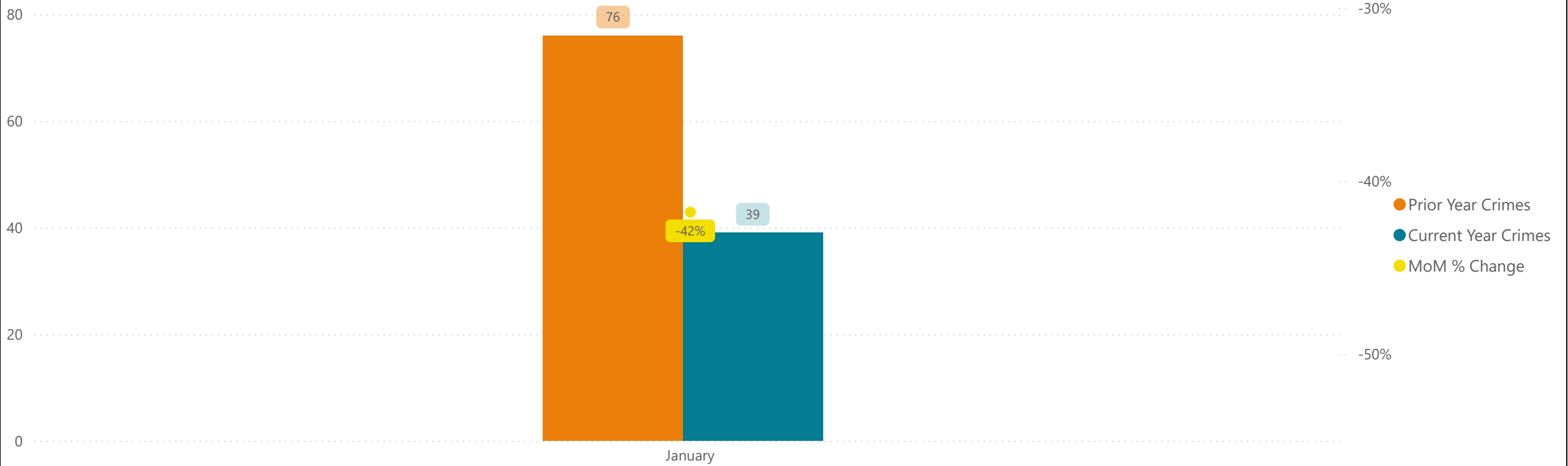
2026 Year 39 # of Crimes

Month January

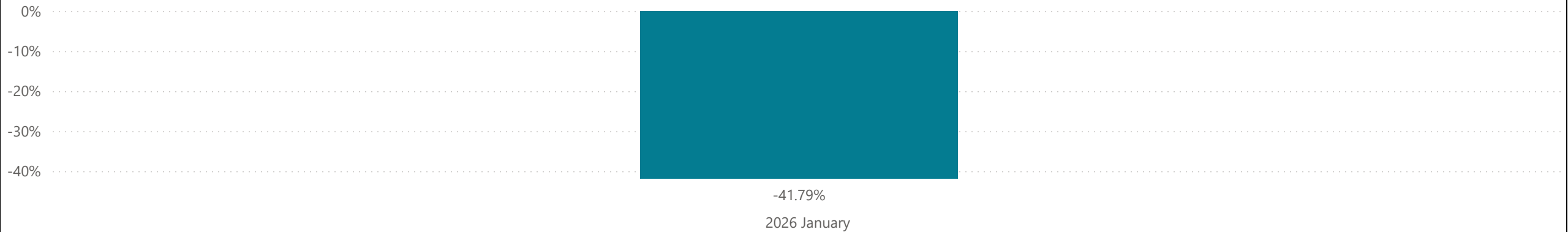
Year 2026



National Incident Based Reporting System (NIBRS) Data - Month over Month % Change



National Incident Based Reporting System (NIBRS) Data - Month over Month % Change



HERMOSA BEACH POLICE DEPARTMENT

2025 National Incident Based Reporting System

Crimes Against Persons - Group A Offenses

Offense Type	2026				January				YTD			
	Jan	Dec '25	Diff	% Change	2026	2025	Diff	% Change	2026	2025	Diff	% Change
Kidnapping/Abduction	0	0	0	0.0%	0	1	-1	-100.0%	0	1	-1	-100.0%
Forcible Rape	0	1	-1	-100.0%	0	0	0	0.0%	0	0	0	0.0%
Forcible Fondling	0	1	-1	-100.0%	0	1	-1	-100.0%	0	1	-1	-100.0%
Aggravated Assault	1	2	-1	-50.0%	1	5	-4	-80.0%	1	5	-4	-80.0%
Simple Assault	0	5	-5	-100.0%	0	6	-6	-100.0%	0	6	-6	-100.0%
Intimidation	1	2	-1	-50.0%	1	0	1	N.C.	1	0	1	N.C.
Total Crimes Against Persons	2	11	-9	-81.8%	2	13	-11	-84.6%	2	13	-11	-84.6%

Crimes Against Property - Group A Offenses

Offense Type	2026				January				YTD			
	Jan	Dec '25	Diff	% Change	2026	2025	Diff	% Change	2026	2025	Diff	% Change
Burglary/Breaking & Entering	3	6	-3	-50.0%	3	10	-7	-70.0%	3	10	-7	-70.0%
Counterfeiting/Forgery	3	2	1	50.0%	3	4	-1	-25.0%	3	4	-1	-25.0%
Destruction/Damage/Vandalism of Property	2	8	-6	-75.0%	2	3	-1	-33.3%	2	3	-1	-33.3%
Extortion/Blackmail	1	1	0	0.0%	1	0	1	N.C.	1	0	1	N.C.
False Pretenses/Swindle/Confidence Game	6	4	2	50.0%	6	2	4	200.0%	6	2	4	200.0%
Credit Card/Automatic Teller Fraud	0	0	0	0.0%	0	2	-2	-100.0%	0	2	-2	-100.0%
Impersonation	1	0	1	N.C.	1	0	1	N.C.	1	0	1	N.C.
Identity Theft	1	4	-3	-75.0%	1	3	-2	-66.7%	1	3	-2	-66.7%
Robbery	0	1	-1	-100.0%	0	3	-3	-100.0%	0	3	-3	-100.0%
Pocket-picking	0	0	0	0.0%	0	1	-1	-100.0%	0	1	-1	-100.0%
Purse-snatching	0	0	0	0.0%	0	1	-1	-100.0%	0	1	-1	-100.0%
Shoplifting	1	5	-4	-80.0%	1	2	-1	-50.0%	1	2	-1	-50.0%
Theft From Building	0	1	-1	-100.0%	0	1	-1	-100.0%	0	1	-1	-100.0%
Theft From Motor Vehicle	1	2	-1	-50.0%	1	7	-6	-85.7%	1	7	-6	-85.7%
Theft of Motor Vehicle Parts/Accessories	0	6	-6	-100.0%	0	3	-3	-100.0%	0	3	-3	-100.0%
All Other Larceny	8	15	-7	-46.7%	8	16	-8	-50.0%	8	16	-8	-50.0%
Motor Vehicle Theft	1	1	0	0.0%	1	4	-3	-75.0%	1	4	-3	-75.0%
Stolen Property Offenses	0	2	-2	N.C.	0	3	-3	-100.0%	0	3	-3	-100.0%
Total Crimes Against Property	28	58	-30	-51.7%	28	65	-37	-56.9%	28	65	-37	-56.9%

Crimes Against Society - Group A Offenses

Offense Type	2026				January				YTD			
	Jan	Dec '25	Diff	% Change	2026	2025	Diff	% Change	2026	2025	Diff	% Change
Drug/Narcotic Violations	3	8	-5	-62.5%	3	8	-5	-62.5%	3	8	-5	-62.5%
Drug Equipment Violations	3	7	-4	-57.1%	3	6	-3	-50.0%	3	6	-3	-50.0%
Weapon Law Violations	3	2	1	50.0%	3	1	2	200.0%	3	1	2	200.0%
Total Crimes Against Society	9	17	-8	-47.1%	9	15	-6	-40.0%	9	15	-6	-40.0%

Summary of Reported Offenses

Total Crimes Against Persons	2	11	-9	-81.8%	2	13	-11	-84.6%	2	13	-11	-84.6%
Total Crimes Against Property	28	58	-30	-51.7%	28	65	-37	-56.9%	28	65	-37	-56.9%
Total Crimes Against Society	9	17	-8	-47.1%	9	15	-6	-40.0%	9	15	-6	-40.0%
Total Group A Offenses	39	86	-47	-54.7%	39	93	-54	-58.1%	39	93	-54	-58.1%

(*) Offenses are counted using the FBI Units of Count for Crime

N.C. Not Calculable. To calculate the percentage change use Time 1-Time 2/Time 2 = a number x 100= % change. You cannot divide a number by 0 and receive a valid number.

This report is valid as of 02/19/2026 and is subject to change

This report is PRELIMINARY and the counts may change as the formal report is completed.