

City of Hermosa Beach

LOS ANGELES COUNTY FIRE SERVICES AND MCCORMICK AMBULANCE

2025 JULY TO DEC SEMI-ANNUAL REVIEW



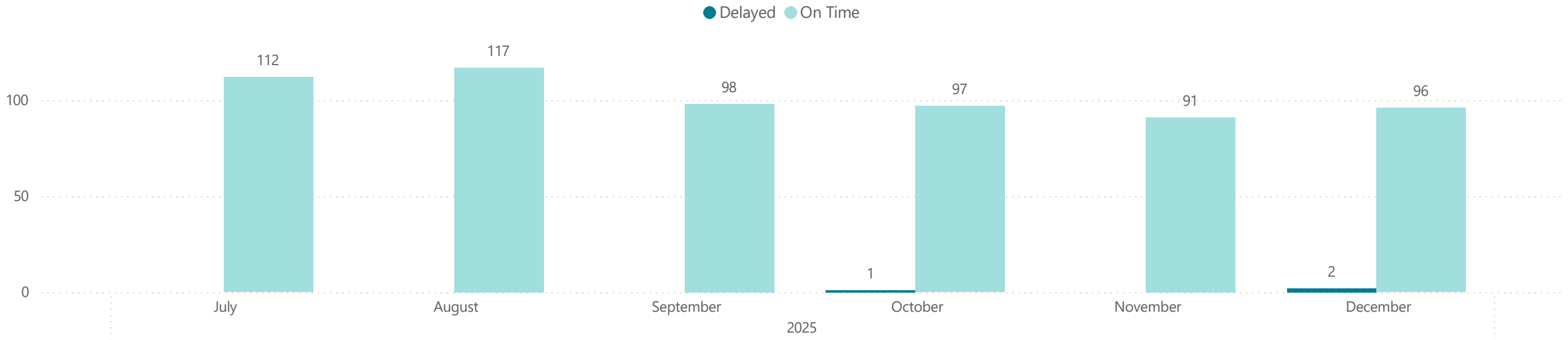
Los Angeles County Fire Department - Semi Annual

7/1/2025

12/31/2025

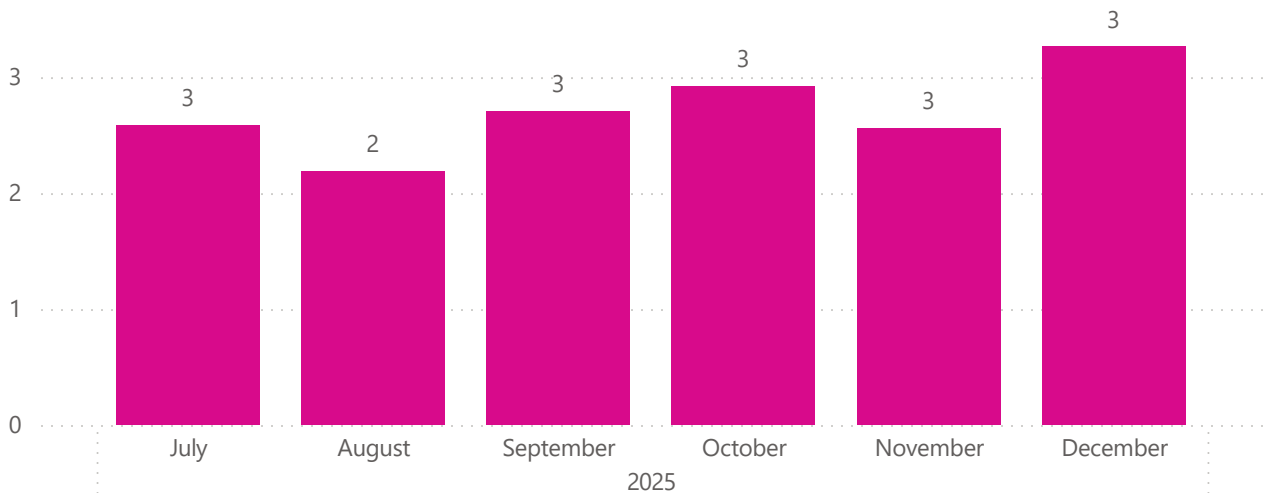


1st Apparatus Response > 15 Minute Response

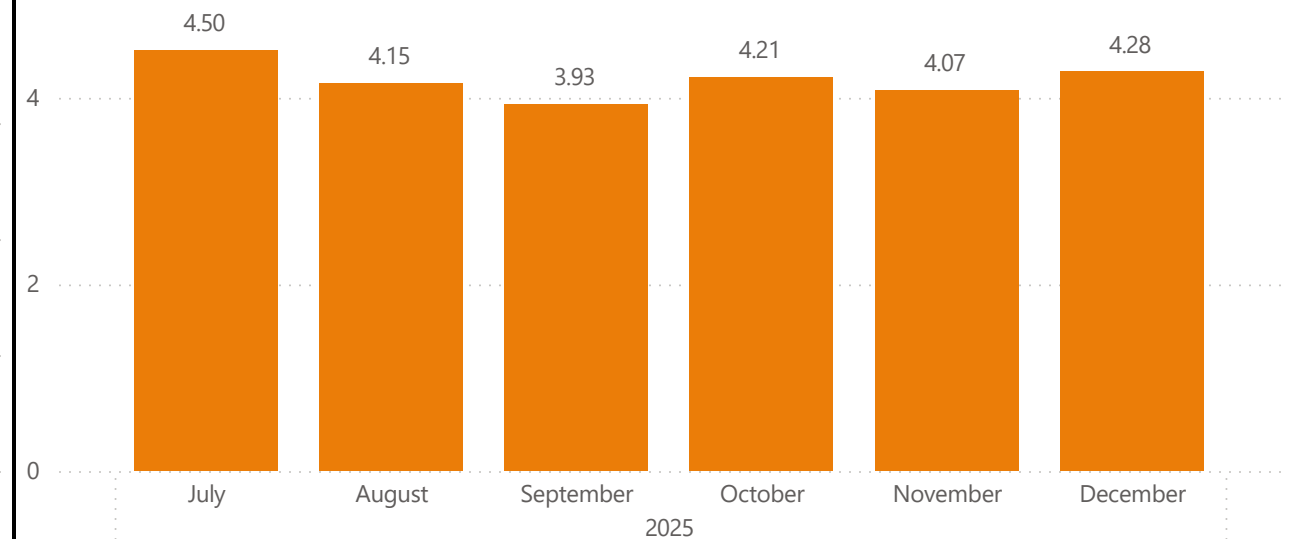


Average Monthly Call Answer Time (Seconds)

Regional Call Center (RCC)



Average Monthly Response Times (Minutes)



Los Angeles County Fire Department - Semi Annual

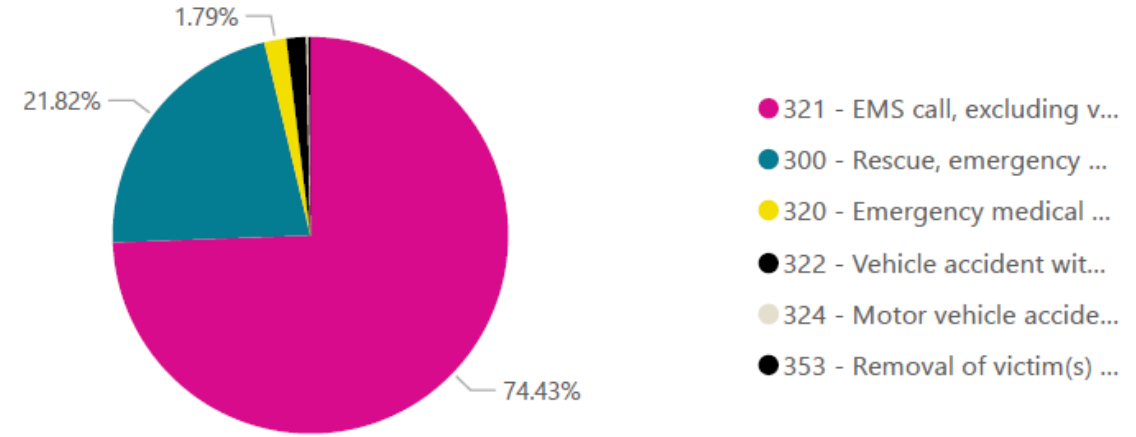
7/1/2025 12/31/2025



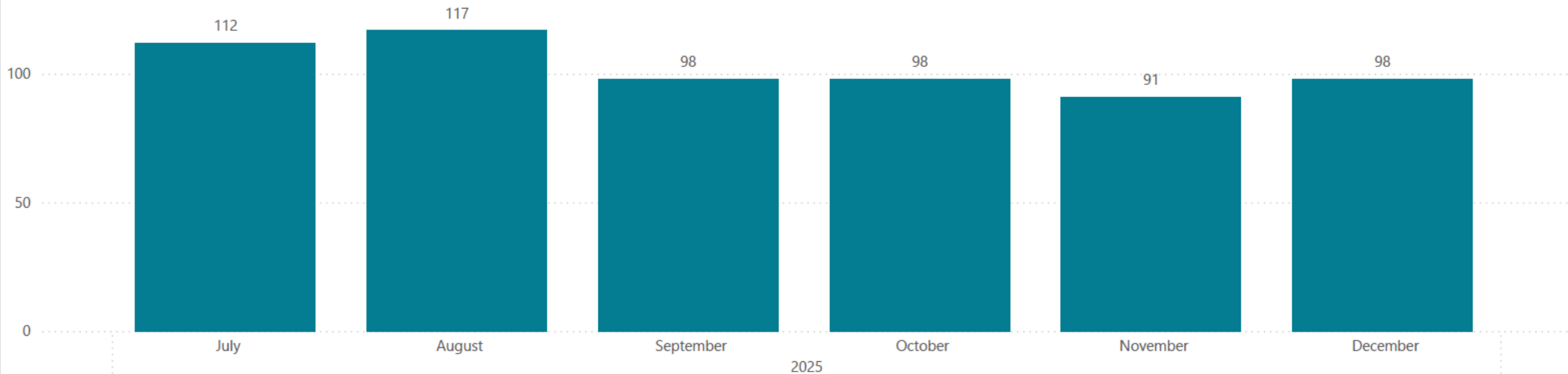
1st Responses by Incident Type

Incident Description	Average Response Time	# of Incident
321 - EMS call, excluding vehicle accident with injury	4.22	457
300 - Rescue, emergency medical call (EMS) call, other	4.15	134
320 - Emergency medical service, other	4.59	11
322 - Vehicle accident with injuries	3.22	10
324 - Motor vehicle accident with no injuries	3.62	1
353 - Removal of victim(s) from stalled elevator	4.55	1
Total	4.20	614

Breakdown of Incident Types



1st Responses by Incident Type



McCormick Ambulance Services - Semi Annual

7/1/2025

12/31/2025

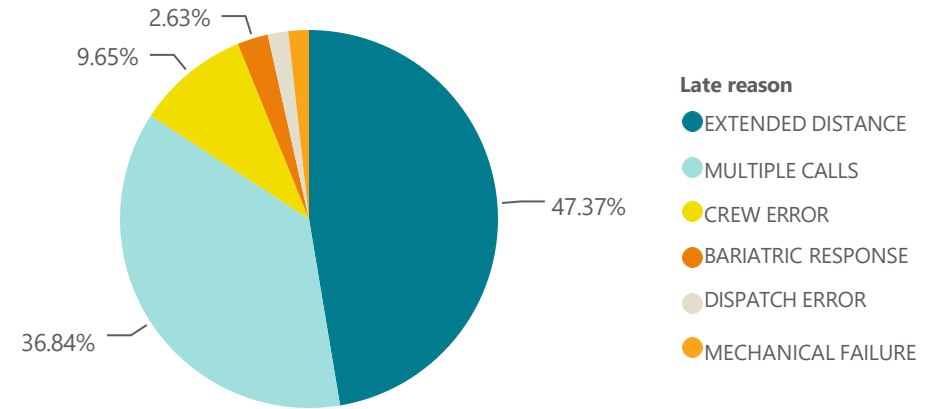
Code 2 Delayed Responses by Month

Month	# Incidents	Code 2	Average Time
September	1	Delayed Response	18.93
October	2	Delayed Response	16.47
November	1	Delayed Response	17.53
December	3	Delayed Response	17.32
Total	7		17.33

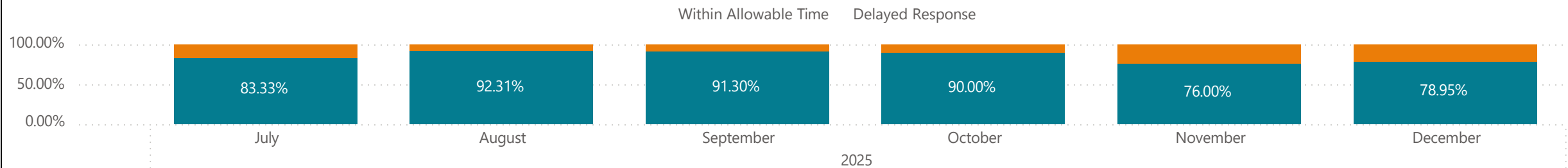
Code 3 Delayed Responses by Month

Month	# Incidents	Code 3	Average Time
July	4	Delayed Response	10.07
August	2	Delayed Response	10.19
September	2	Delayed Response	10.48
October	2	Delayed Response	10.66
November	6	Delayed Response	11.07
December	4	Delayed Response	10.74
Total	20		10.61

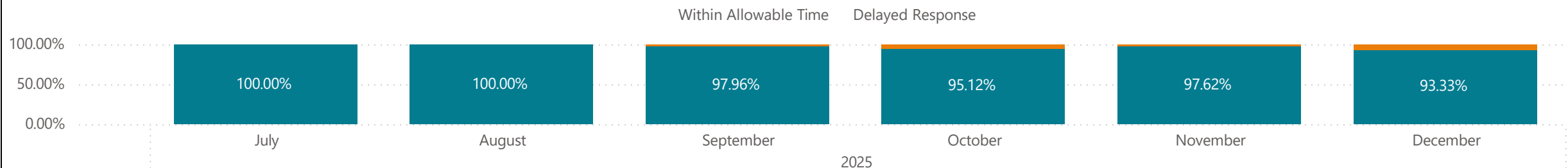
Reasons for Delay



Monthly - Code 3 Response <9:00mins



Monthly - Code 2 Response <15:00 mins



City of Hermosa Beach

FIRE/AMBULANCE SEMI-ANNUAL REVIEW

