

# PARKS MASTER PLAN



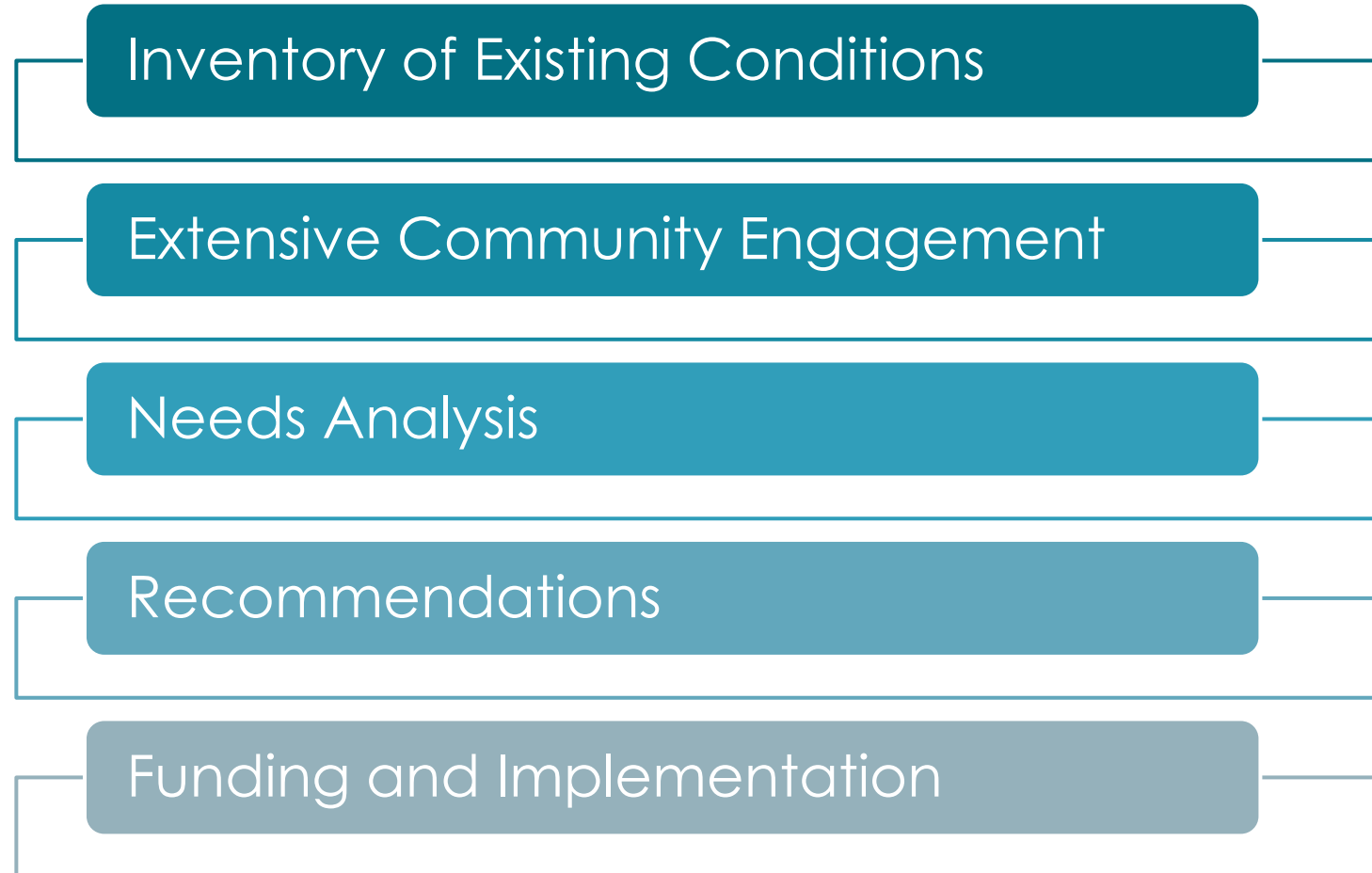
CITY OF  
HERMOSA  
BEACH

# Purpose

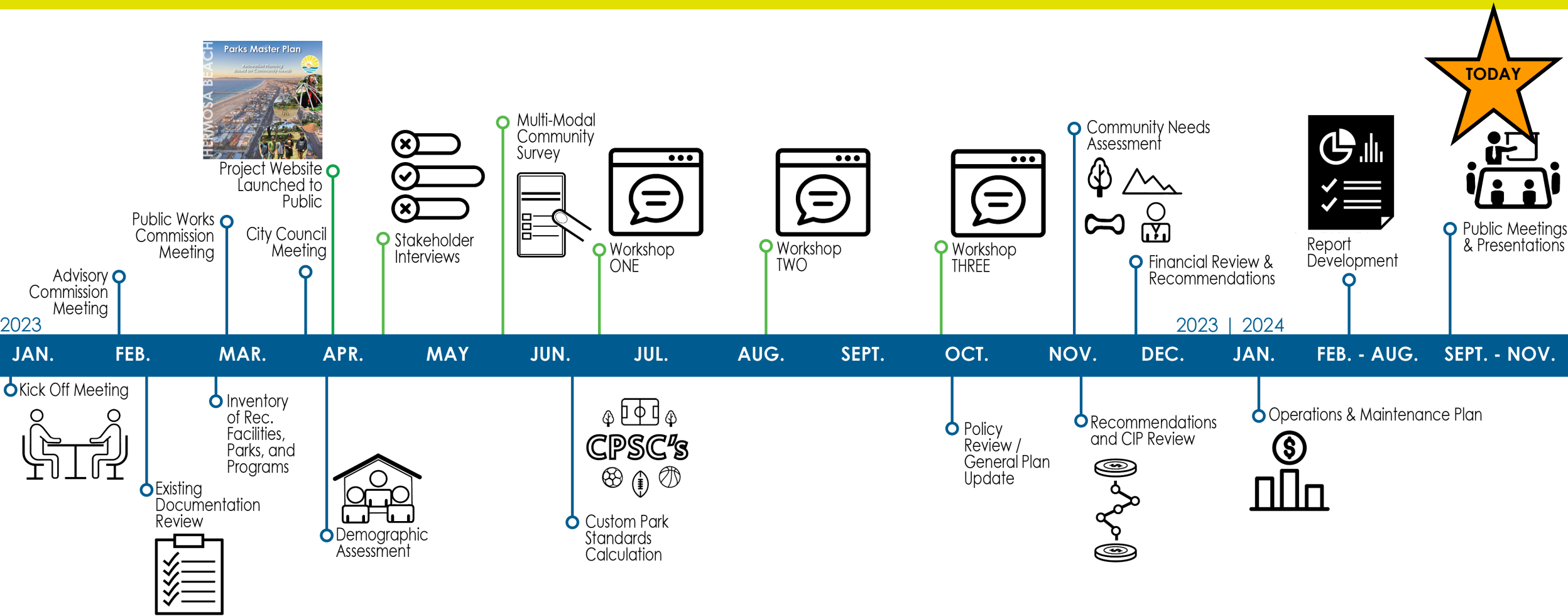
- **Action Plan** for the **management** and **development** of parks, recreation facilities, and programs.
- Identifies **local** community needs.
- Provides goals, strategies for **park improvements**.
- Provides a **financial analysis plan**.
- Offers **recommendations** to support the **Local Hermosa Beach Community**.



# Process



# Timeline



# Inventory of Existing Conditions



Existing Documentation



Parks & Facility Inventory



Program Inventory



Demographics



CITY OF  
HERMOSA  
BEACH



# Inventory of Parks & Facilities

3 Community Parks

6 Neighborhood Parks

4 Parkettes

Greenbelt and 8 Green Spaces

Beach, Pier, Pier Plaza, & The Strand

6 Recreation Buildings

- ❖ Clark Building
- ❖ Community Center Complex including the Theatre, Museum, Gymnasium, Senior Center, Tennis Courts, and Skate Park
- ❖ Lawn Bowling Club
- ❖ South Park Building
- ❖ Valley Park Building 1 (Kiwanis Club)
- ❖ Valley Park Building 2 (Rotary Club)

# Inventory of Parks & Facilities

## Green Spaces

- 1 - 3rd St & Prospect Ave
- 2 - 4th & Prospect Ave
- 3 - 5th & Prospect Ave
- 4 - 8th/Valley Drive Park
- 5 - Green Belt
- 6 - Ocean View Parkette
- 7 - Sandhill Park
- 8 - Scout Park
- 9 - West of Valley School

## Parkettes

- 10 - Greenwood Park
- 11 - Kay Etow Parkette
- 12 - Moondust Parkette
- 13 - Shaffer Park

## Neighborhood Park

- 14 - Ardmore Park
- 15 - Bi-Centennial Park
- 16 - Edith Rodaway Friendship Park
- 17 - Fort Lots-o-Fun Park
- 18 - Noble Park/ Greg Jarvis Memorial
- 19 - Sea View Parkette

## Community Park

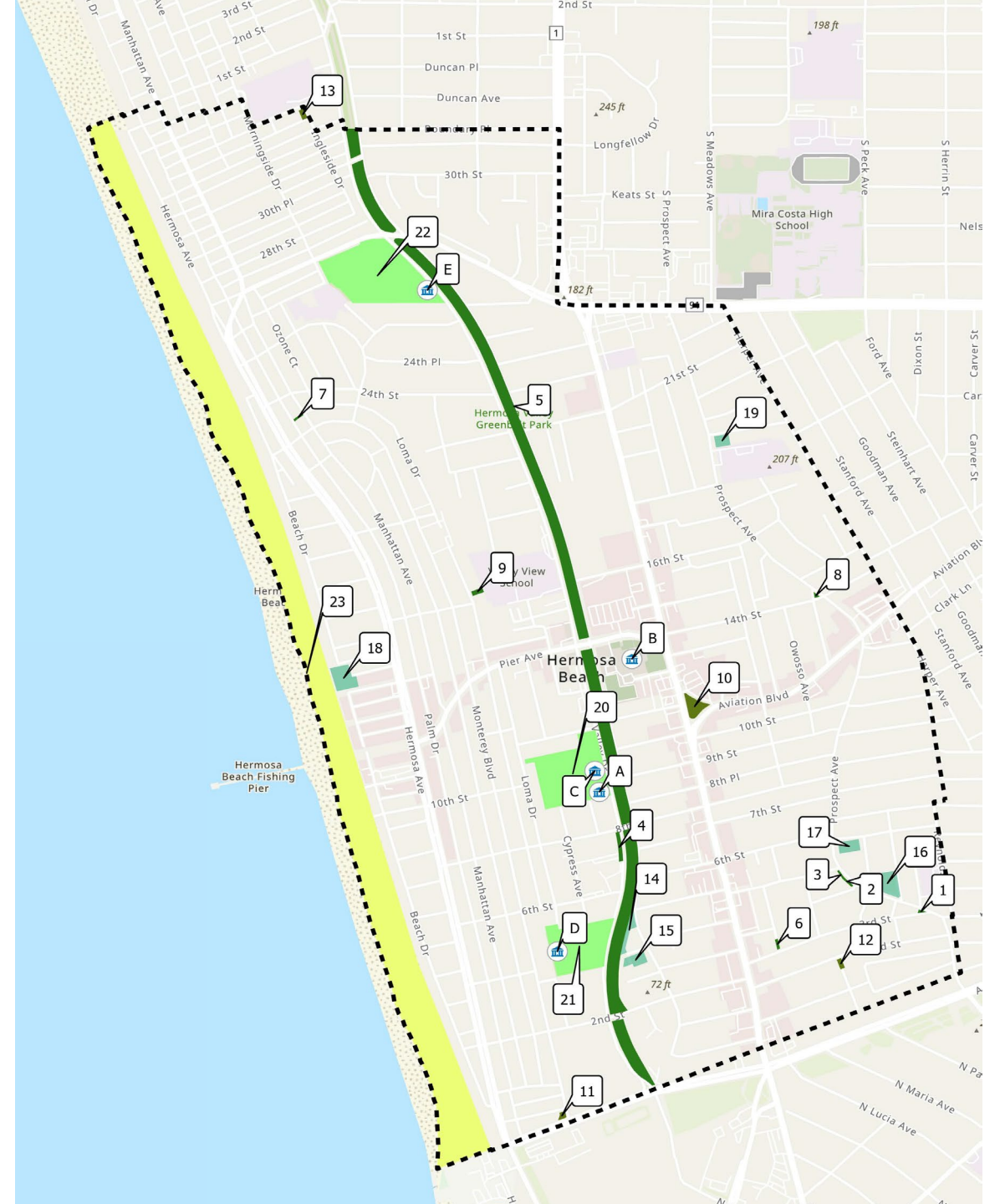
- 20 - Clark Complex
- 21 - South Park
- 22 - Valley Park

## Beach

- 23 - Pier, Beach, Strand

## Recreation Buildings

- A - Clark Building
- B - Community Center Complex
- C - Lawn Bowling Club
- D - South Park Building
- E - Valley Park Bldg 1 & 2





# Inventory of Programs

Youth & Adult Services  
Classes

Community Events

Health and Well-Being

Organized Sports

Outdoor Recreation Programming

Community Facility Rentals

Senior Programs

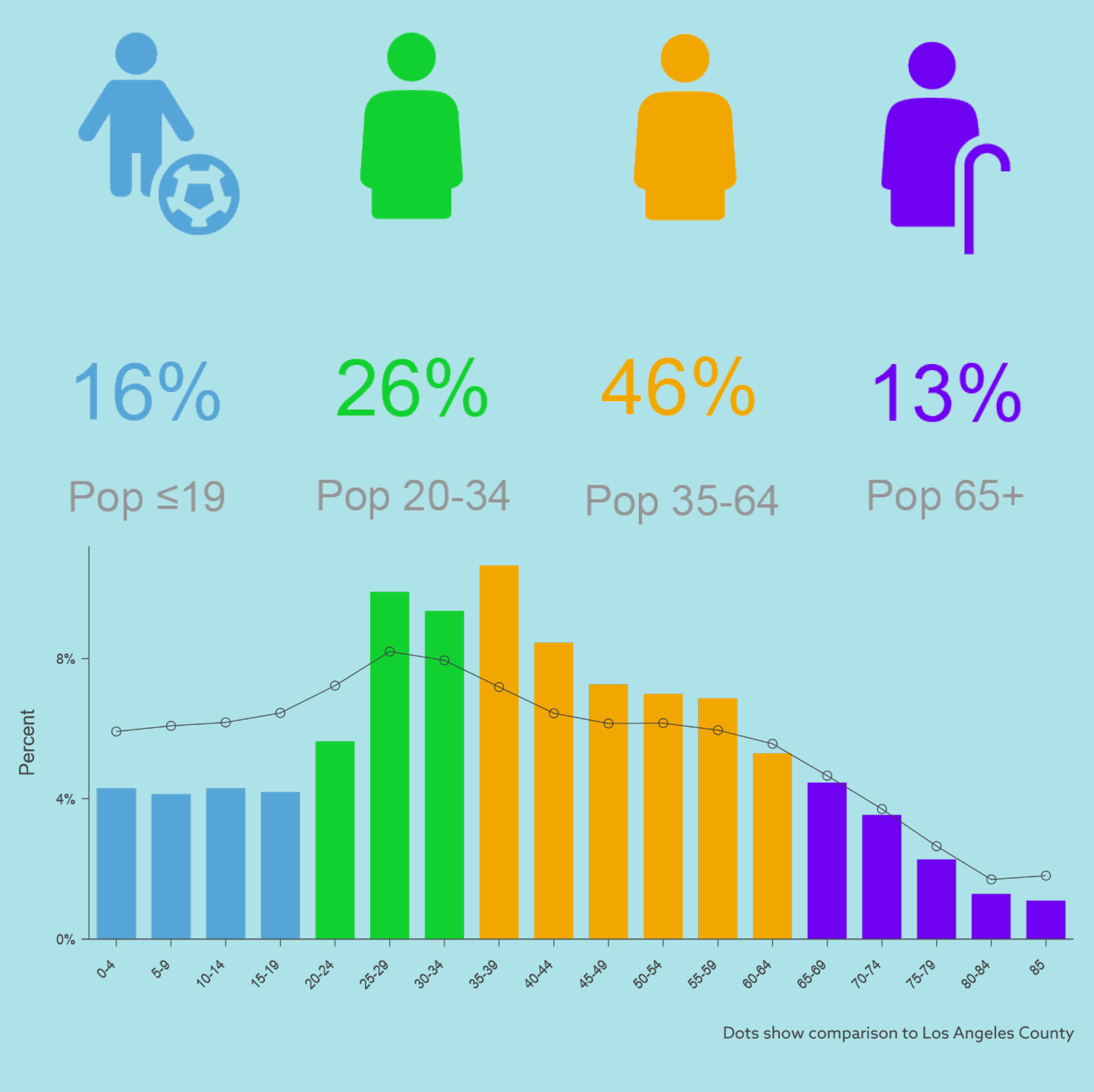
Special Needs Programs




# Demographics

2021 Total  
Population:  
**19,314**

Source: US Census 2021 Estimate



# Community Outreach Summary




- Website Total Views: **4,689**
- Feedback Submittals: **266**
- Stakeholder Interviews: **12**
- Multimodal Survey: **639**  
*(Residents Represented in 300 Households)*
- Workshop 1 Survey: **86**
- Workshop 2 Survey: **249**
- Workshop 3 Survey: **178**



**OVER 6,000 TOUCHPOINTS!**

# Community Outreach Summary

Mayor Jackson's Conversation and Clean-Up Event



## Volunteers Needed!


### Beach Clean-Up

Sunday, April 30, 2023 9 a.m. - 10:30 a.m.

**Hermosa Beach Strand south of Pier / 11th St**

**Discussion Topics** Parks Master Plan  
South Bay Botanic Garden Exhibit

**Register**  
[hermosabeach.gov/cleanup](https://hermosabeach.gov/cleanup)



or scan



**Beach - Just south of the Pier Meet Up Point**

**QUESTIONS?**  
Contact Ann Yang, Executive Assistant,  
[anny@hermosabeach.gov](mailto:anny@hermosabeach.gov)

MAYOR JACKSON'S CONVERSATION AND COMMUNITY BEAUTIFICATION EVENT



## Volunteers Needed!

### Join Us In Beautifying The Community Center and to discuss the Parks Master Plan



**Conversation:**

- Discuss Parks Master Plan
- Recreation Services/Facilities
- Parks & Rec Month

**Community Beautification:**

- Replace gravel
- Planting Native Plants

**Scan this code to sign up!**



or visit [hermosabeach.gov](https://hermosabeach.gov) for more information

**Community Theatre**  
**710 Pier Ave**  
Sunday, July 23, 2023  
9 a.m. - 10:30 a.m.

**QUESTIONS?**  
Contact Ann Yang, Executive Assistant,  
[anny@hermosabeach.gov](mailto:anny@hermosabeach.gov)



## Parks Master Plan

### How to Participate in the Community Engagement Process

- Check out the **Project Website** (Scan QR Code or visit [www.hermosabeach.gov/parksmasterplan](https://www.hermosabeach.gov/parksmasterplan)). **Submit feedback** through the 'Community Voice' section of the project website.
- **Attend Community Workshops at City Hall Council Chambers, 1315 Valley Drive in Hermosa Beach.**
  - Workshop #1 – Tues., June 27 at 6:00pm**  
Participants will have the opportunity to share their views of the community and how the city can provide services to the community.
  - Workshop #2 – Thurs., August 10 at 6:00pm**  
Participants will have the opportunity to share their desires for new or expanded facilities and programs.
  - Workshop #3 – Wed., October 4 at 6:00pm**  
Participants will have the opportunity to hear past community outreach results and weigh in on their desires for prioritizing facilities and programs.
- **Take Workshop Surveys.** Available at each workshop, and online at the project website and in-person at the Hermosa Beach Community Center, 710 Pier Avenue, for two weeks following each workshop.
- **Attend the presentation of the draft Parks Master Plan at a joint meeting of the Parks, Recreation and Community Resources Advisory Commission, Public Works Commission, and City Council (date TBD in March 2024) to provide input.**



[www.hermosabeach.gov/parksmasterplan](https://www.hermosabeach.gov/parksmasterplan)



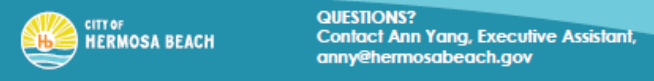
## Parks Master Plan

Help shape the future of Hermosa Beach!

### Community Workshop #3

**Wednesday, October 4th at 6:00PM**  
**City Hall Council Chambers**  
**1315 Valley Drive, Hermosa Beach, CA**

Stay updated and contribute your unique feedback now by visiting:  
[HermosaBeach.gov/ParksMasterPlan](https://HermosaBeach.gov/ParksMasterPlan)

# Project Website (4,689 views) [www.hermosabeach.gov/parksmasterplan](http://www.hermosabeach.gov/parksmasterplan)

## and Feedback Survey Comments (266)



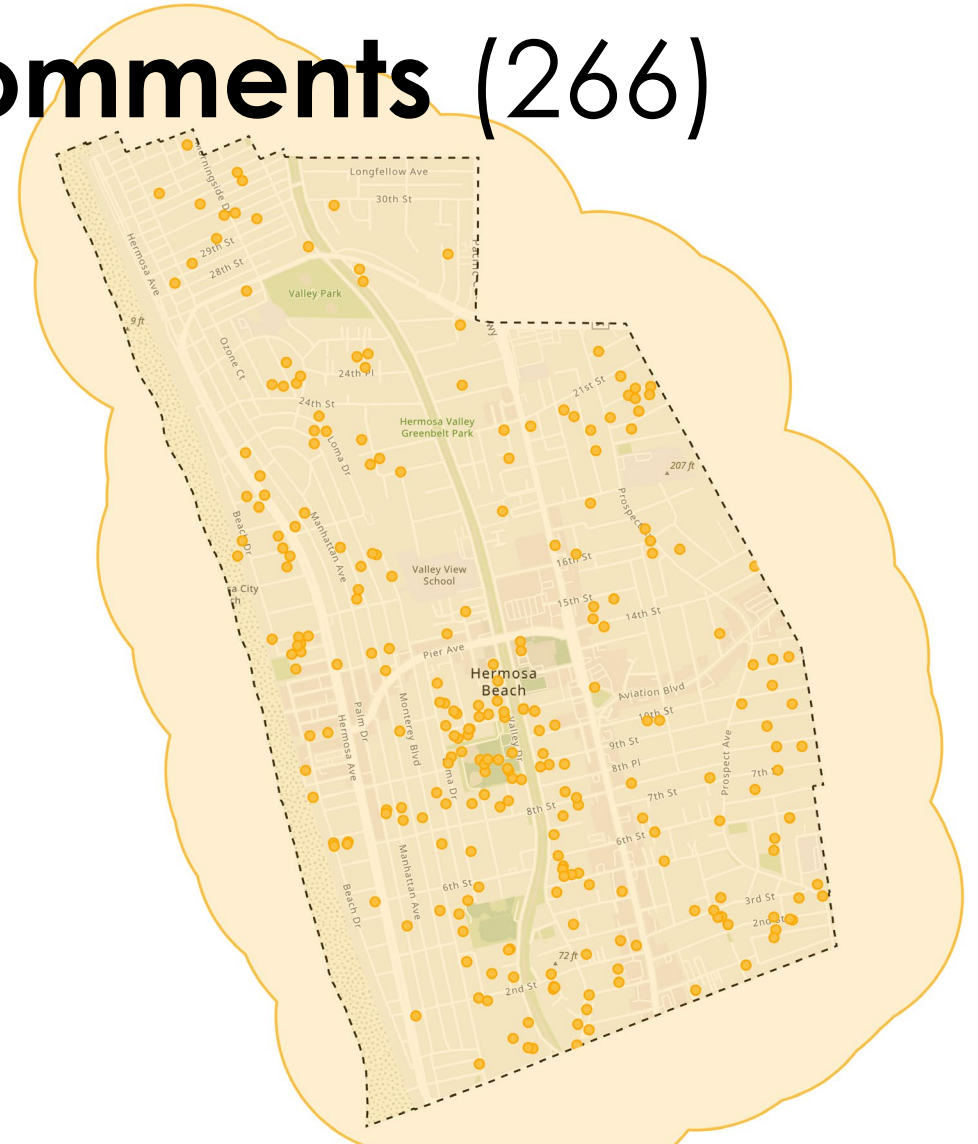
Share your voice with us by hitting the feedback button below.

Feedback

### Community Voice

Critical to the development of any project is close coordination through information sharing with the community. Throughout the process City Staff and RJM will be collecting data through multiple surveys and online meetings.

As this project progresses so will the information presented on this website. If you miss a survey don't worry. At any point in time you can provide direct feedback to the design team via the "feedback" button below. This feedback will be reviewed and considered by the team on a regular basis.



# Feedback Survey



## PROGRAM NEEDS

- Code and policy enforcement
- E-bike rules and safety
- Evaluate skatepark rules
- Outdoor movies
- Parking permits
- Promote lawn bowling program
- Security
- Swimming class

## PARK/FACILITY NEEDS

- Basketball court
- Benches (new design)
- Car charging stations
- Clark field improvements
- Community Center improvements
- Dog park
- Fitness stations
- Greenbelt improvements
- Landscape maintenance
- Lawn bowling clubhouse
- Pickleball court
- Playground upgrades
- Preserve open/green space
- Skatepark improvements
- Splash pad
- Strand improvements
- Swimming pool

# Stakeholder Interviews



## PROGRAM NEEDS

- Concerts (on the beach, music festival)
- Pickleball classes

## PARK/FACILITY NEEDS

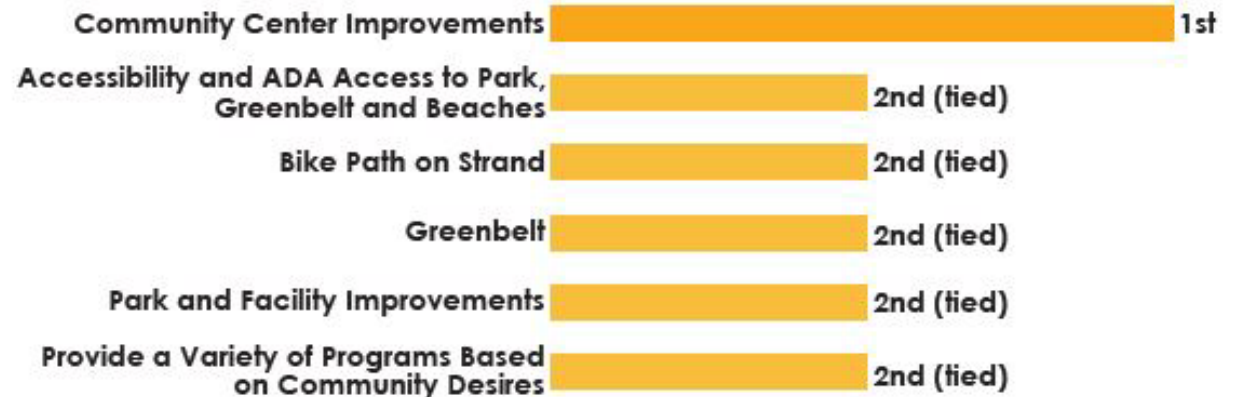
- Swimming pool
- E-bike traffic calming
- ADA accessibility
- Prospect School (repurpose building)
- Remodel amphitheater at Valley Park
- Shade structures
- Teen/Youth Center

# Stakeholder Interview Summary

What are the most important issues in Hermosa Beach related to the parks, recreation facilities, programs, and services currently provided?



What are the most important parks, recreation facilities, programs, and recreation services for residents in the future?



CITY OF  
HERMOSA  
BEACH

# Stakeholder Interview Summary

What does the Community Resource Department do best in providing parks, recreation facilities, programs, and services to community residents?



How can the Community Resource Department improve in providing parks, recreation facilities, programs, and services to community residents?







81%

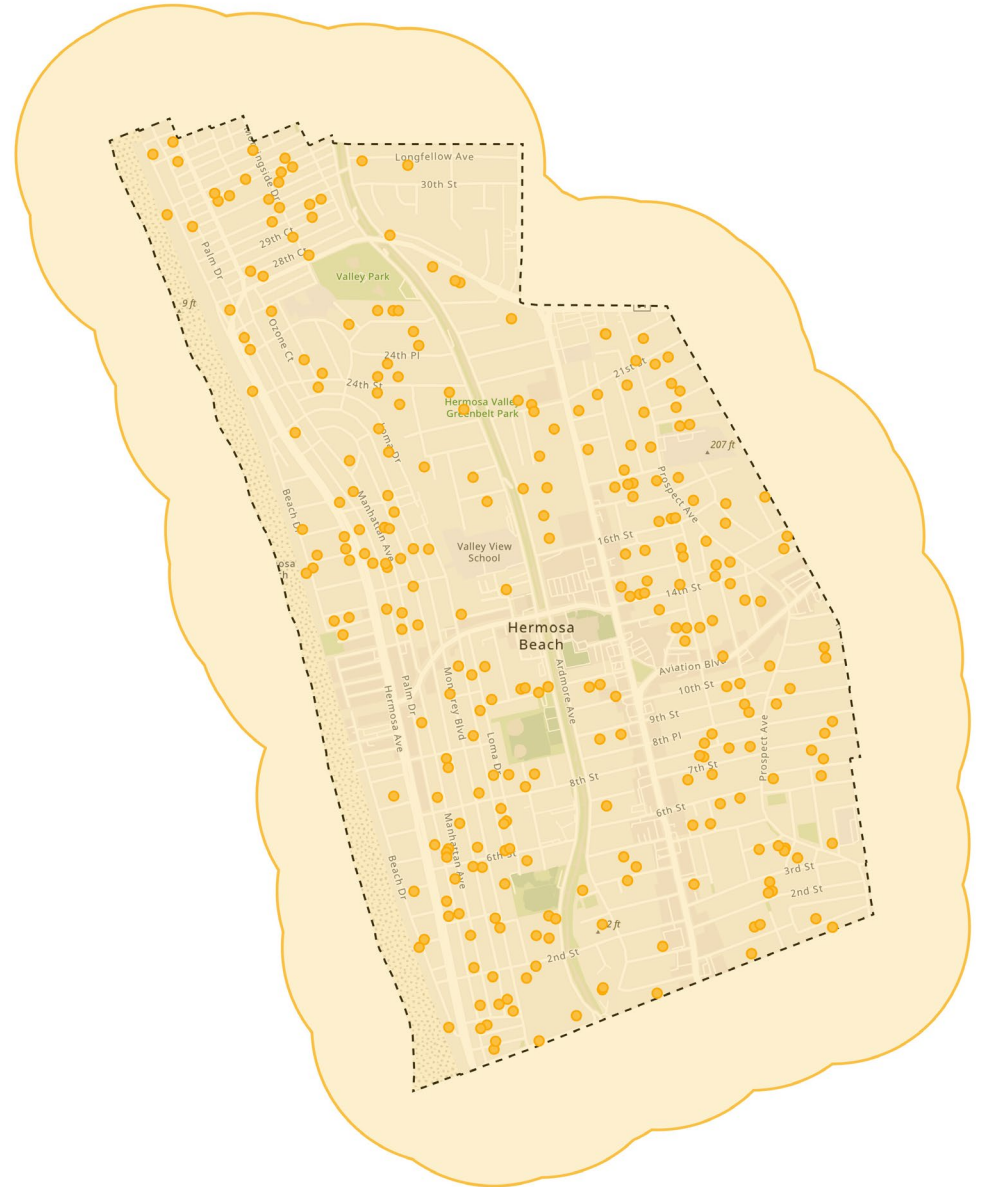
are satisfied with the maintenance of parks and recreation facilities in Hermosa Beach



76%

are satisfied with recreation facilities and programs provided by the City of Hermosa Beach

# Statistically Valid Multimodal Survey



48%

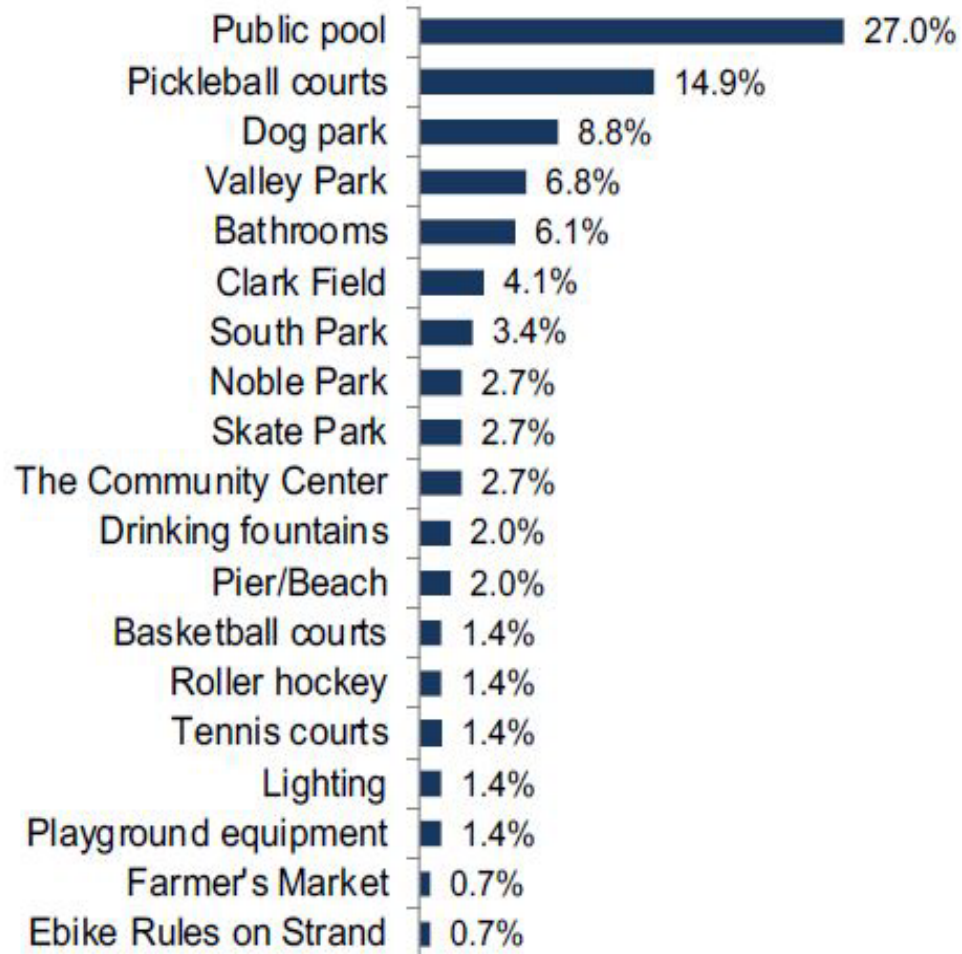
get their news and information about the city parks, recreation facilities, programs and services through the City website



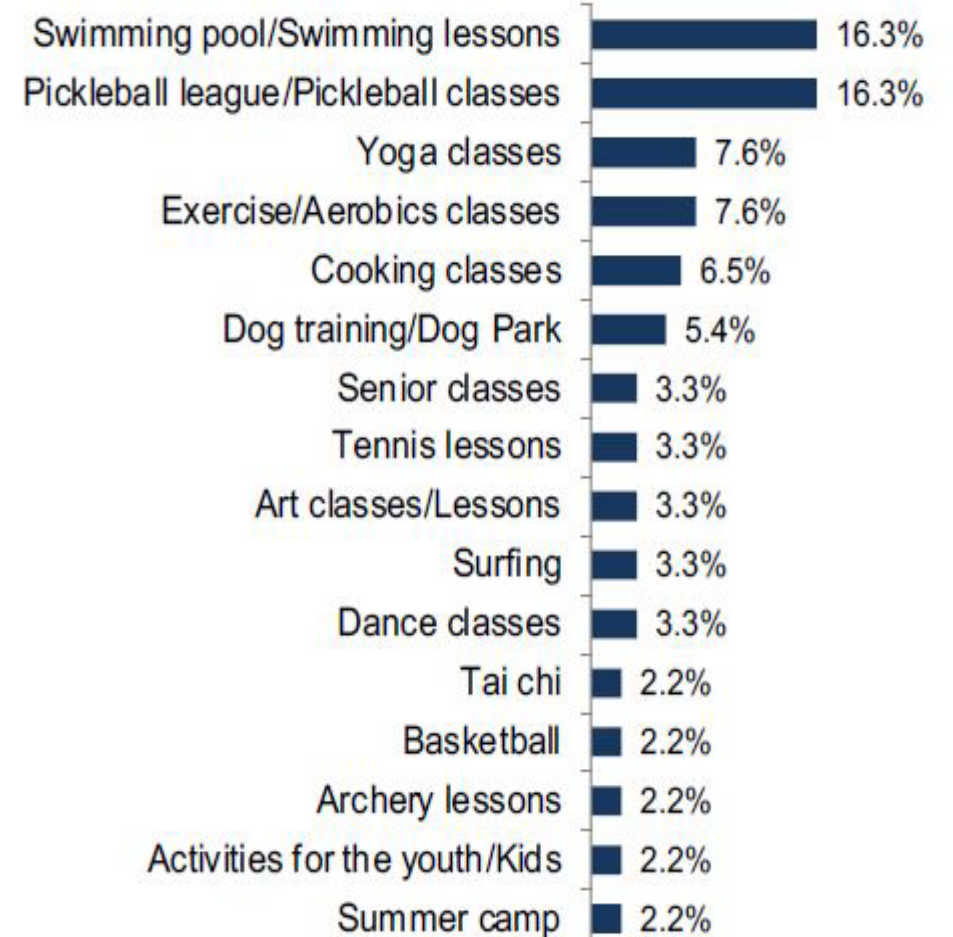
# Statistically Valid Multimodal Survey



What is one park feature or recreation facility you would like to see added or improved?



What is one recreation program, class, or activity you would like to see added or improved?



# In-Person Workshop Surveys & Online Surveys



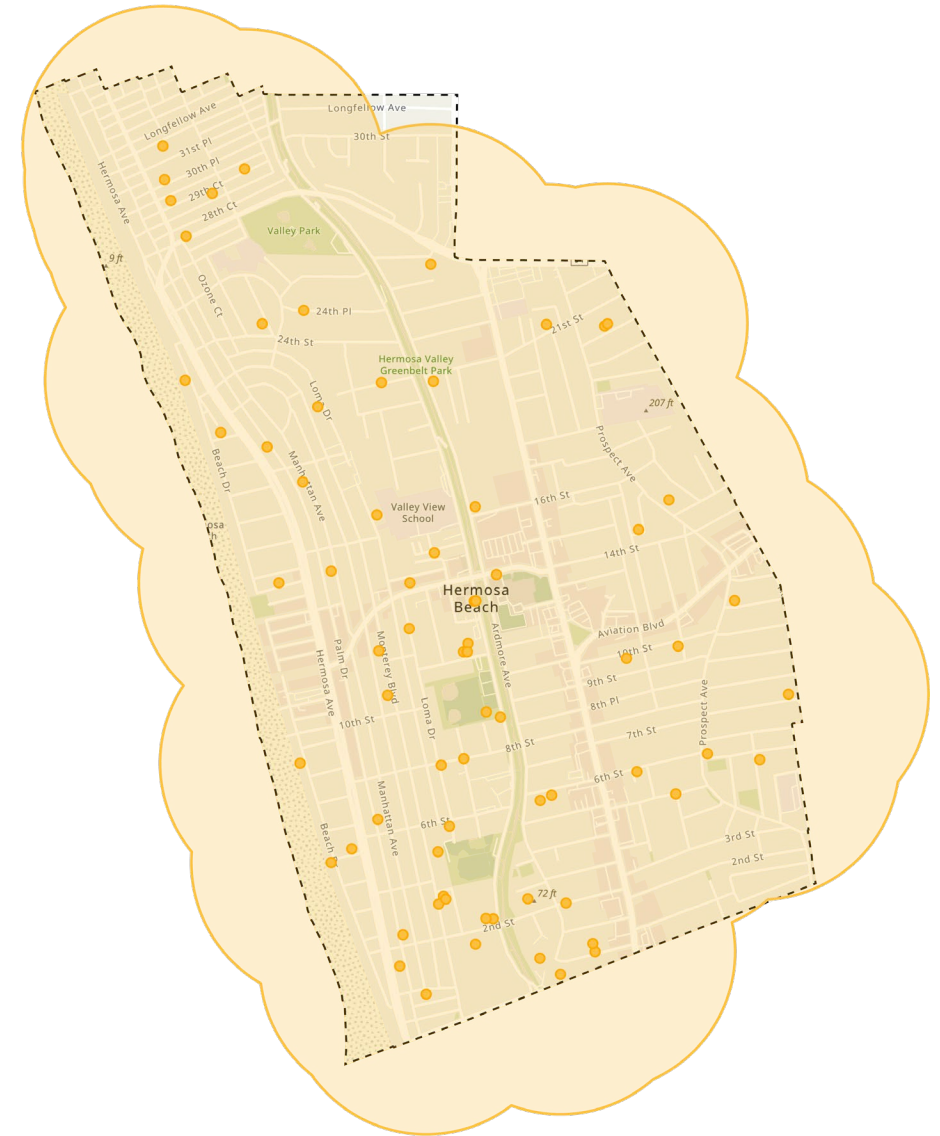
All three in-person workshops were held at the centrally-located City Council Chambers on a weekday evening



CITY OF  
HERMOSA  
BEACH



# Workshop #1



# Workshop #1 Summary

## Q1-What are the most important community characteristics?

- Beach/Ocean
- Community
- Events
- Outdoors
- Parks
- Restaurants
- Safety
- Small town feel
- Walkability

## Q2-What are issues or trends that may be negatively impacting these characteristics?

- E-bike rules
- Homelessness
- Lack of dog park
- Lack of funding
- Parking
- Pedestrian street safety

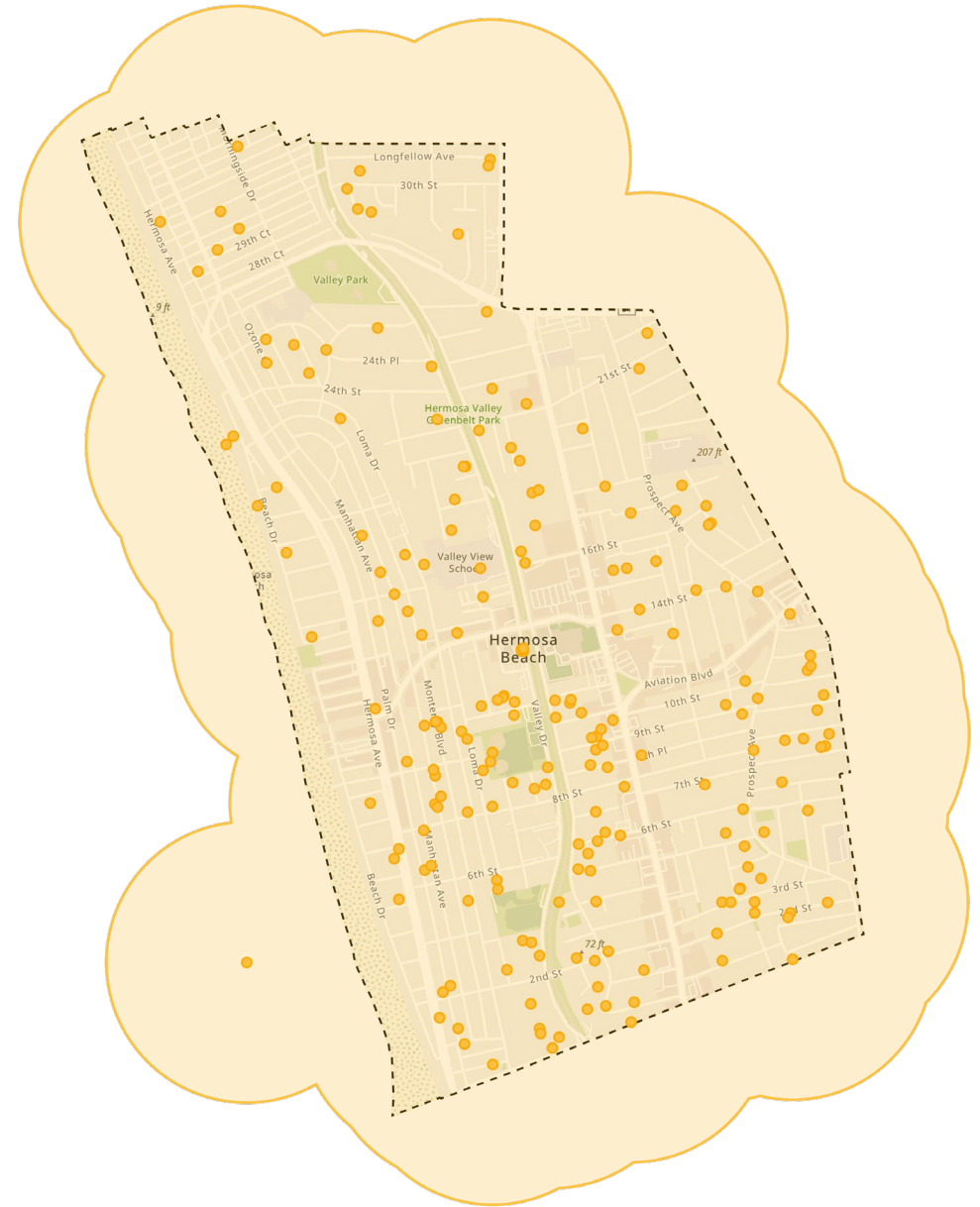
## Q3-What role can the Community Resources & Public Works Dept. play to address these issues?

- Communication
- Community engagement
- Enforce E-bike rules
- Events
- Maintenance
- Pickleball
- Provide dog area





# Workshop #2



# Workshop #2 Summary

**Q1-What park or recreation facility do members of your household visit the most?**

- Beach, Pier, Pier Plaza, & the Strand
- Clark Field
- Greenbelt
- South Park
- Valley Park

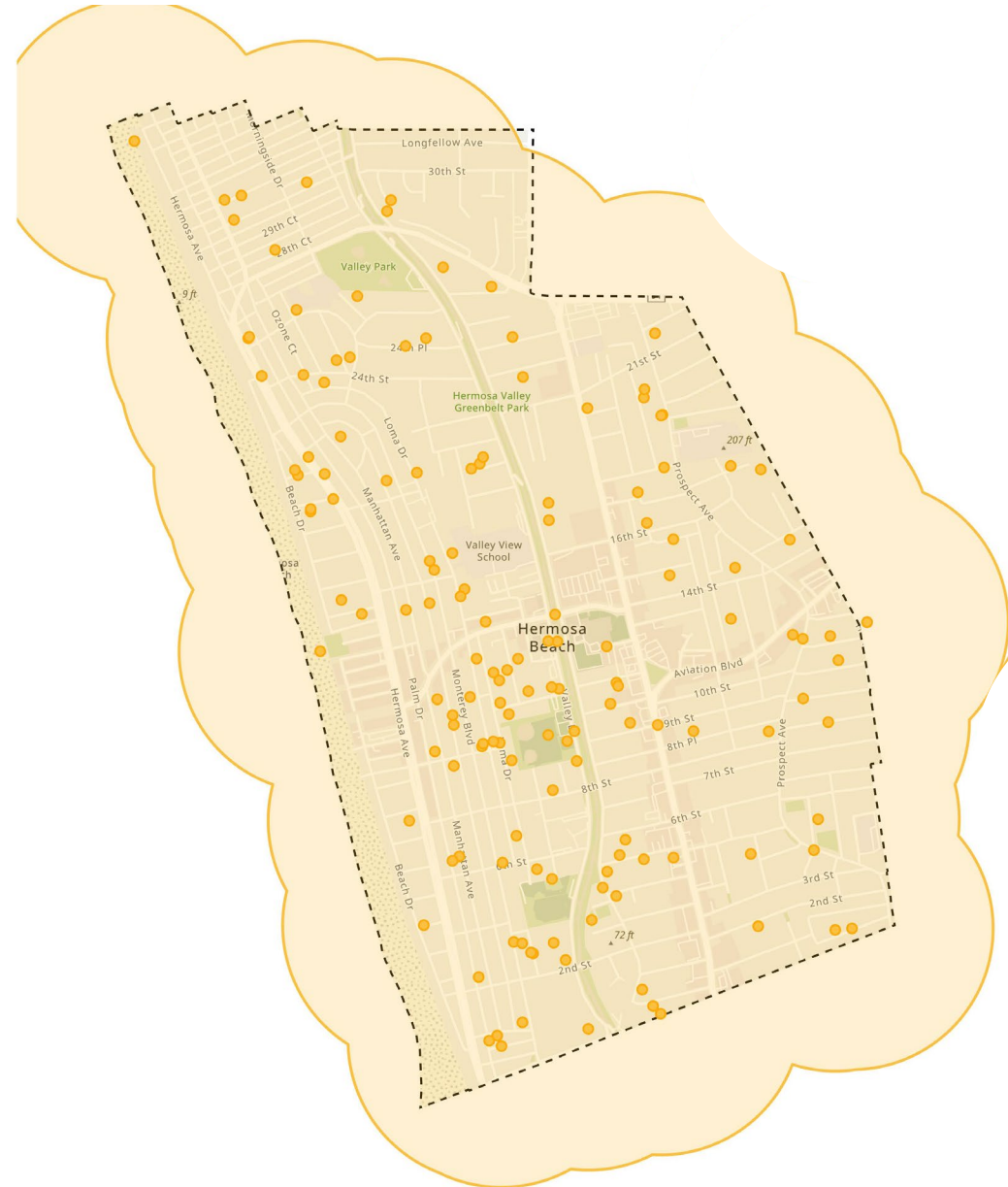
**Q2-What is one park feature or recreation facility you would like to see added or improved?**

- Community Pool
- Dog Area or Dog Park
- Lawn Bowling Clubhouse
- Pickleball Court
- Strand Improvements

**Q3-What is one recreation program, class, or activity you would like to see added or improved?**

- Concerts
- Dog Training
- E-bike Safety Program
- Pickleball
- Swimming
- Theater Programming

# Workshop #3





# Workshop #3 Summary

**Q1-Please choose your top 5 park feature or recreation facility you would most like to see added or improved in Hermosa Beach.**

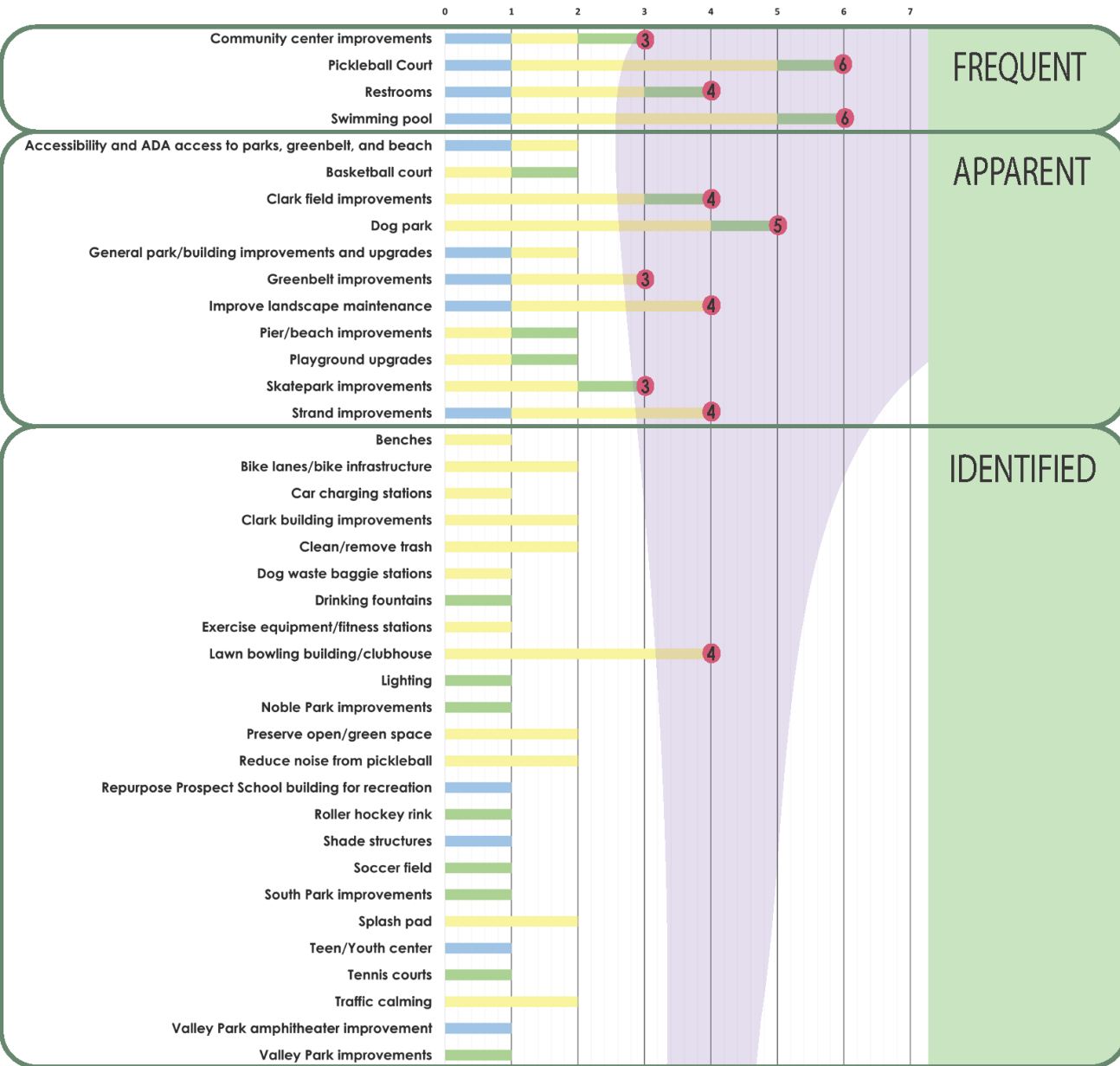
- **Strand Improvements**
- **Swimming Pool**
- **Dog Park**
- **Bike Lanes / Bike Infrastructure**
- **Preserve Open / Green Space**

**Q2-Please choose your top 5 program, class, or activity you would most like to see added or improved in Hermosa Beach.**

- **Concerts**
- **Code and Policy Reinforcement**
- **E-Bike Rules and Safety**
- **Continue / Expand Special Events**
- **Swimming**
- **Security to Prevent Overnight Camping**




# Community Facility Needs - Prioritization



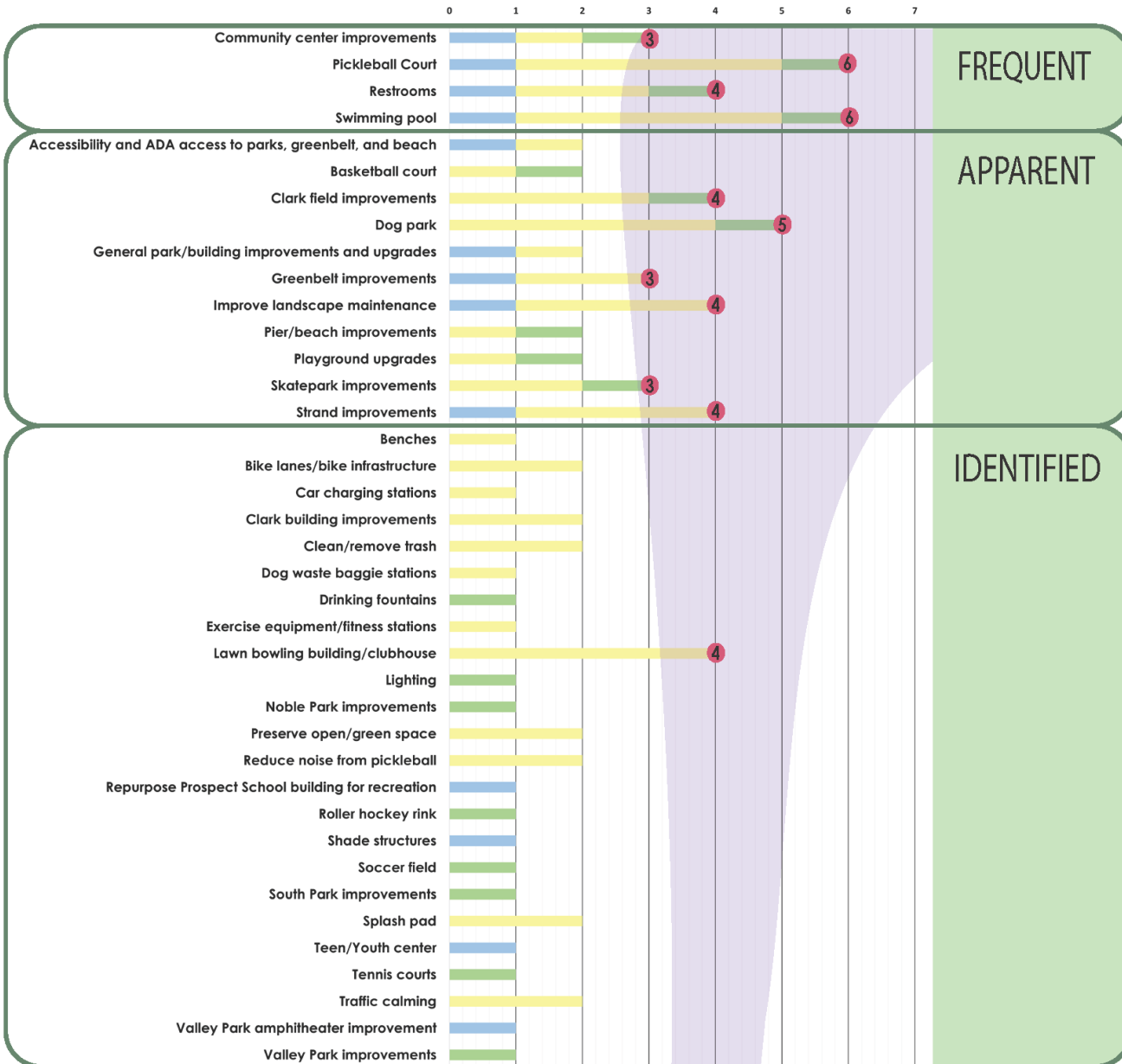
Small Group  
Stakeholder Interviews

Public / Community  
Workshop 1 / Workshop 2 / Workshop 3 / Feedback Comments

Surveys  
Multimodal Community Survey

 Area of maximum community impact

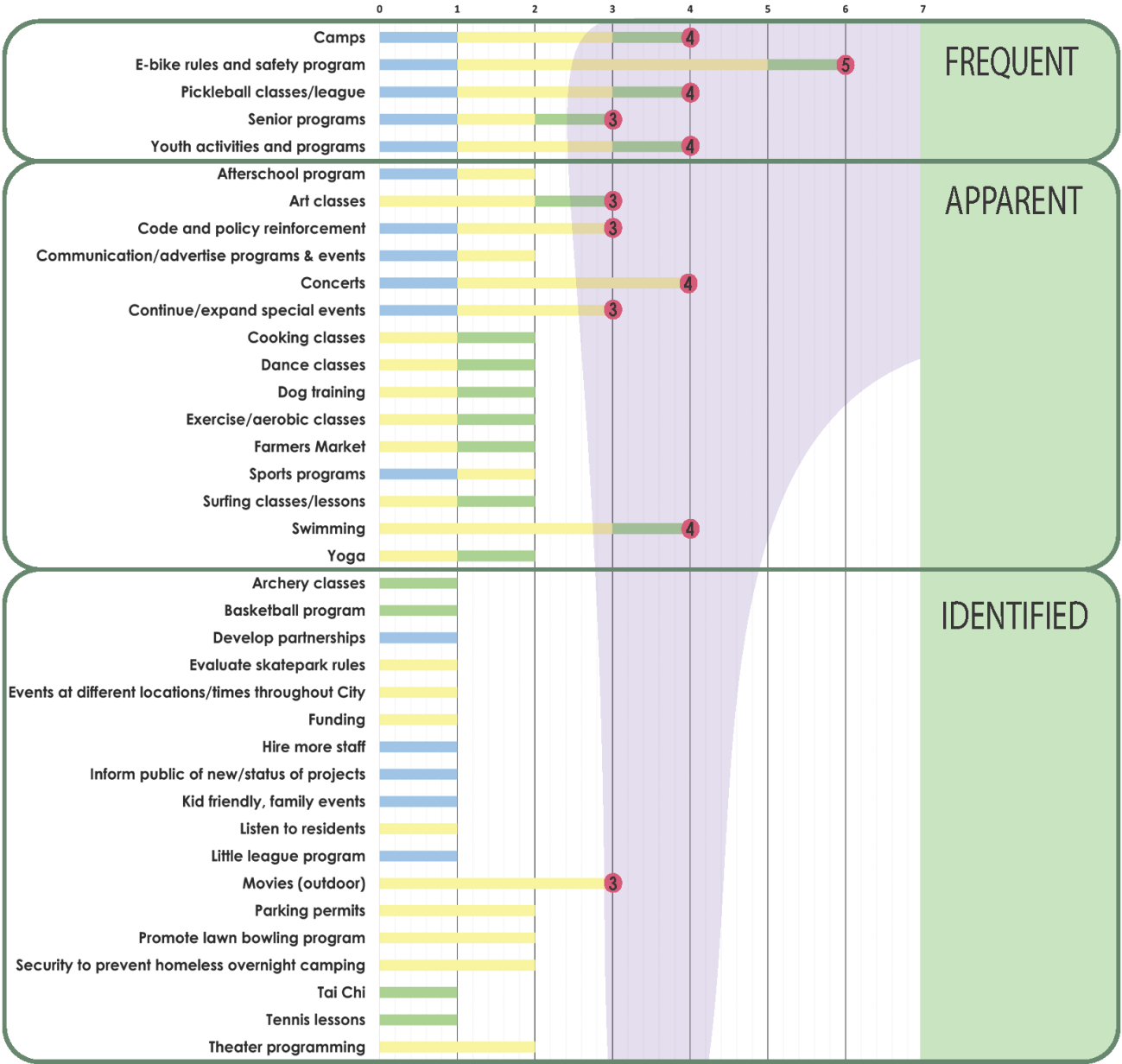
# Community Facility Needs - Prioritization



- Clark Field Improvements
- Community Center Improvements
- Dog Park
- Greenbelt Improvements
- Improve Landscape Maintenance
- Lawn Bowling Building/Clubhouse
- Pickleball Court
- Restrooms
- Skatepark Improvements
- Strand Improvements
- Swimming Pool

 Area of maximum community impact

# Community Program Needs - Prioritization



Small Group

---

Stakeholder Interviews

Public / Community

---

Workshop 1 / Workshop 2 / Workshop 3 / Feedback Comments

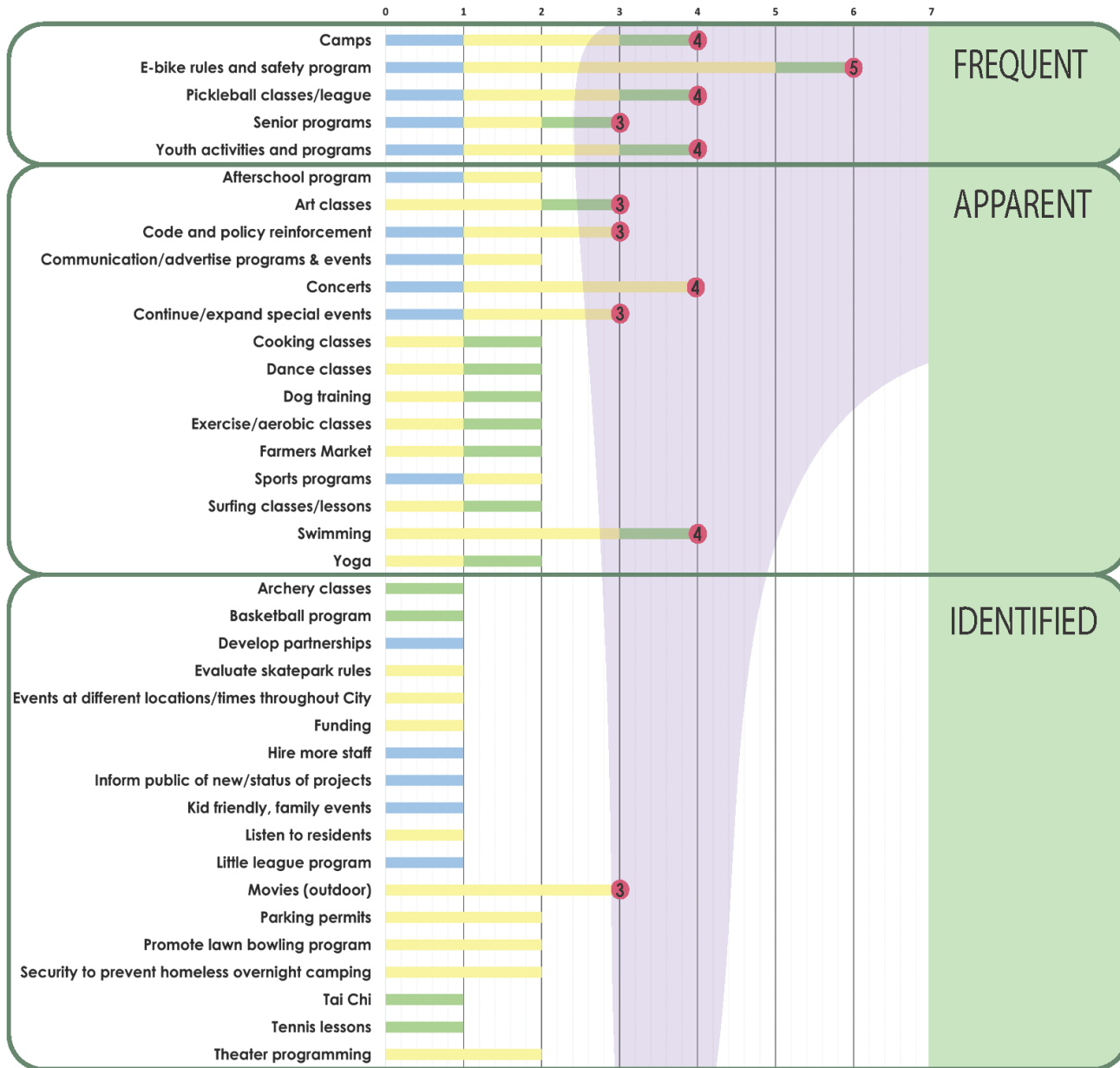
Surveys

---

Multimodal Community Survey

 Area of maximum community impact

# Community Program Needs - Prioritization



- Art Classes
- Camps
- Code And Policy Reinforcement
- Concerts
- Continue/Expand Special Events
- E-Bike Rules and Safety Program
- Movies
- Pickleball Classes/League
- Senior Programs
- Swimming
- Youth Activities and Programs

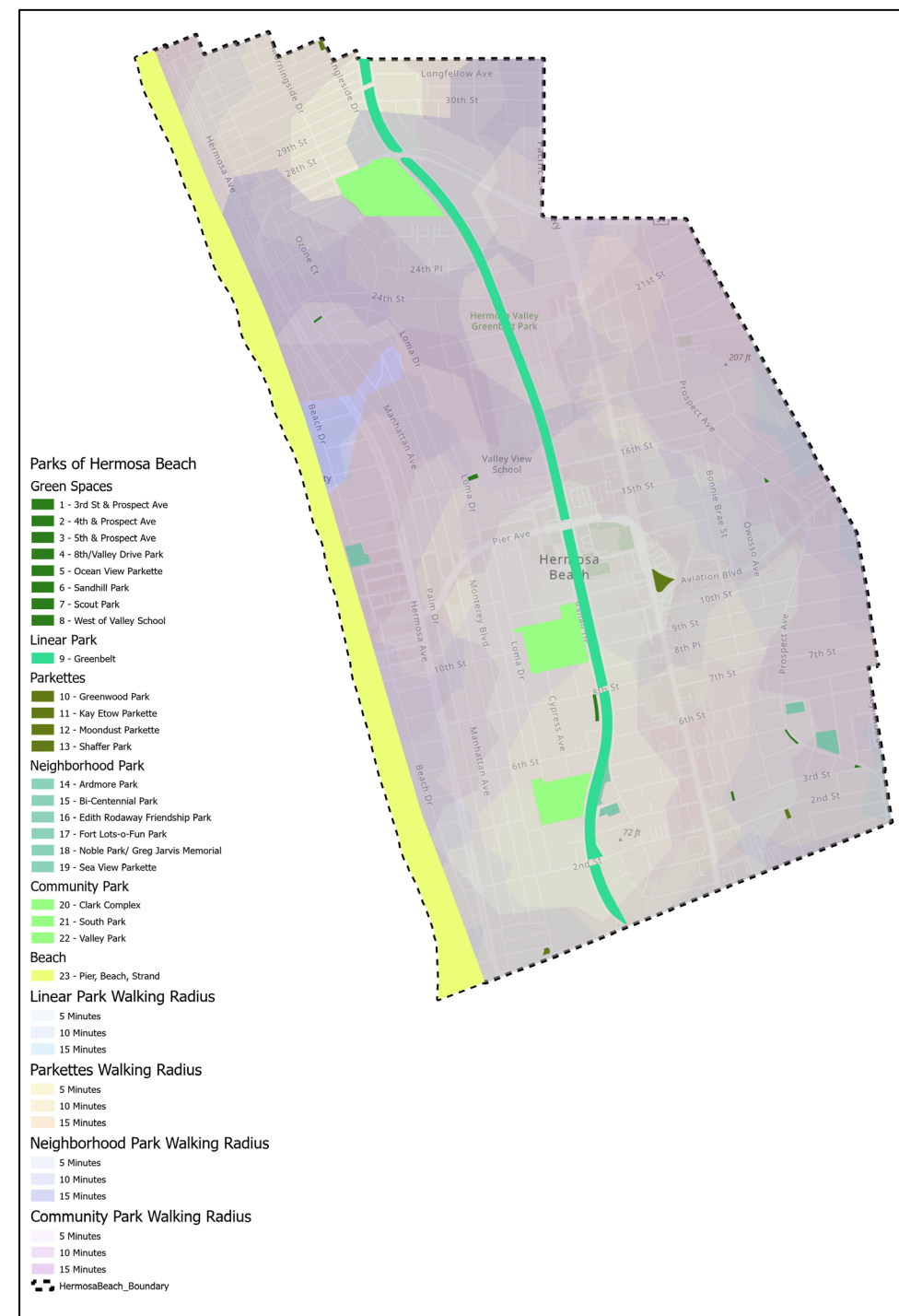
 Area of maximum community impact

# Acreeage and Service Area Gap Analysis

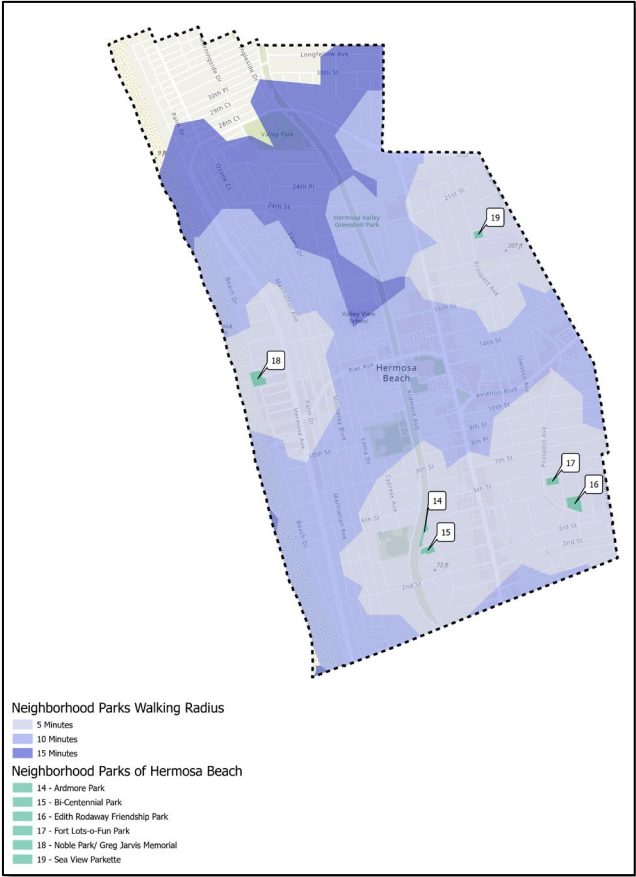
**110.39 Acres of City Parkland and Beachfront**

**= 5.72 acres per 1,000 residents**

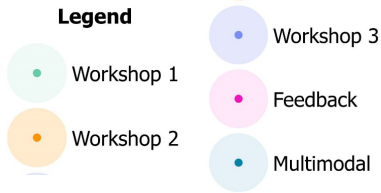
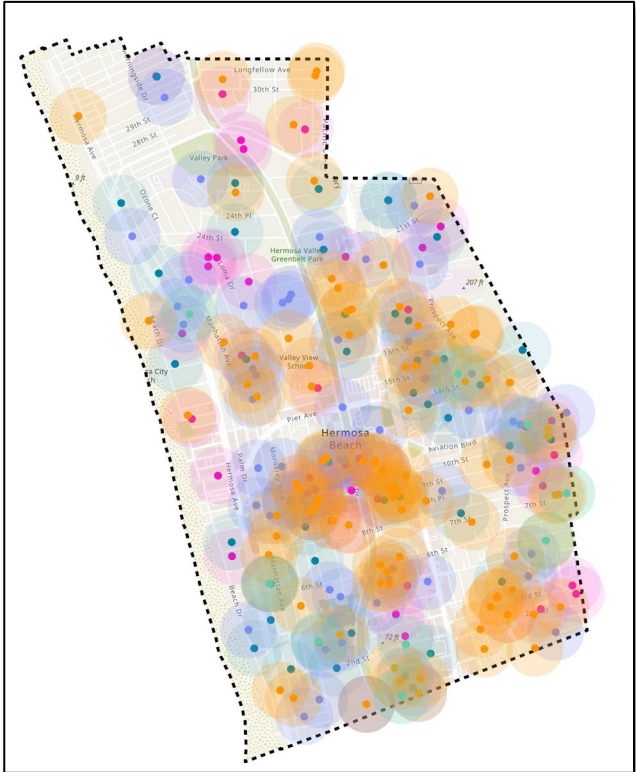
**100% of residents live within a 10-minute walk to a city park.**



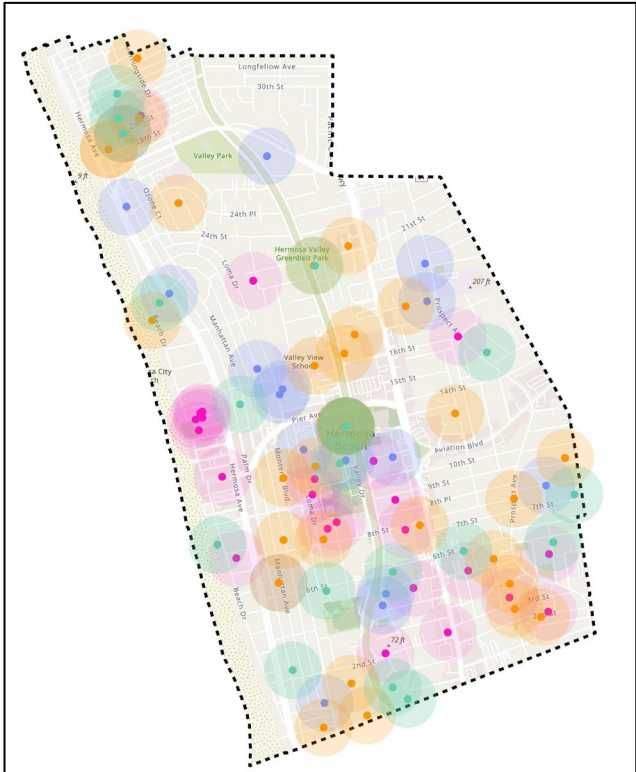
# GIS Mapping Analysis



Neighborhood Parks Walk Radius



Swimming Pool Desires - Surveys



Dog Park Desires - Surveys

# Key Strategies & Recommendations



CITY OF  
HERMOSA  
BEACH





# Six Key Strategies



## Key Strategy #1:

**Celebrate the Community's Athleticism and Sports History Through Facility Improvements at Clark Complex**



## Key Strategy #2:

**Preserve Community Quality of Life Through Policy Enforcement and Funding Strategies**



## Key Strategy #3:

**Explore Opportunities to Strengthen Community Relations and Develop Joint Use Facilities For All to Enjoy**



## Key Strategy #4:

**Modernize Community Center Complex With Improved Vehicular Access to Increase Facility Availability to the Community**



## Key Strategy #5:

**Pursue Community Inspired Programming Opportunities**



## Key Strategy #6:

**Continued Investment in the City's Existing First Class Parks Infrastructure Resources**



CITY OF  
HERMOSA  
BEACH

# KEY STRATEGY #1:

**Celebrate the Community's Athleticism and Sports History Through Facility Improvements at Clark Complex.**



**Goal 1.1: Address the demand for pickleball through balancing the schedule for open-play, reservations, and programming.**

**Goal 1.2: Improve community gathering and athletic events through Clark Field improvements.**

**Goal 1.3: Embrace and support sports activities through lawn bowling clubhouse improvements.**

# KEY STRATEGY

## #2:

**Preserve  
Community Quality  
of Life Through  
Policy Enforcement  
and Funding  
Strategies**



**Goal 2.1: Establish landscape design standards for the Greenbelt.**

**Goal 2.2: Balance facility use with maintenance levels of service supported by increased funding & staff.**

**Goal 2.3: Continue enforcement of Strand violations to preserve recreation enjoyment for residents and visitors.**

# KEY STRATEGY #2:

**Preserve  
Community Quality  
of Life Through  
Policy Enforcement  
and Funding  
Strategies**



**Goal 2.4: Revisit high impact level events for staffing needs to ensure a safe and quality experience.**

**Goal 2.5: Continue to support the Bike Smart Hermosa Program.**

**Goal 2.6: Develop & implement a maintenance tracking system for restroom facilities.**

# KEY STRATEGY #3:

Explore  
Opportunities to  
Strengthen  
Community  
Relations and  
Develop Joint Use  
Facilities for All to  
Enjoy



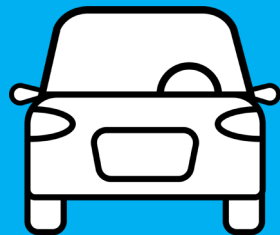
**Goal 3.1: Foster partnerships to support aquatic programs and activities.**

**Goal 3.2: Explore feasibility to provide dog friendly amenities while considering maintenance costs and neighborhood impact.**

# KEY STRATEGY

## #4:

**Modernize  
Community Center  
Complex with  
Improved Vehicular  
Access to Increase  
Facility Availability  
to the Community**



**Goal 4.1: Improve the  
Community Center Complex  
focusing on access, identity, and  
communications.**

**Goal 4.2: Reconnect community  
by modernizing skateboarding  
opportunities in the City.**

# KEY STRATEGY #5:

**Pursue Community  
Inspired  
Programming  
Opportunities.**



**Goal 5.1: Continue to develop  
and refine community  
programs with regular  
outreach & dialogue.**

**Camps**

**Senior Programs**

**Youth Activities & Programs**

**Art Class**


**Concerts**

**Special Events**

**Movies (outdoor)**

# KEY STRATEGY #6:

**Continue Investment in the City's Existing First-Class Parks Infrastructure Resources.**



**Goal 6.1: Continue to prioritize completion of deferred maintenance on existing parks over new facilities.**

**Goal 6.2: Continue to evaluate & adjust contract maintenance services and in-house parks and facility maintenance.**



# PROGRAMMED CIP PROJECTS



PARK IMPROVEMENTS	CIP #
<b>City-Wide</b> <ul style="list-style-type: none"> <li>• ADA Improvements</li> </ul>	CIP 625
<b>Clark Complex – 6.628 Acres</b> <ul style="list-style-type: none"> <li>• City Park Lighting Conceptual Design (KS1)</li> <li>• Kelly Courts Improvements (KS1)</li> </ul>	CIP 503 CIP 619
<b>Fort Lots-O-Fun – 0.238 Acres</b> <ul style="list-style-type: none"> <li>• Wall and Gate Improvements</li> </ul>	CIP 610
<b>Greenbelt – 18.615 Acres</b> <ul style="list-style-type: none"> <li>• Pedestrian Trail (KS2)</li> </ul>	CIP 502
<b>South Park – 4.48 Acres</b> <ul style="list-style-type: none"> <li>• City Park Lighting Conceptual Design</li> <li>• Slope, Irrigation and Landscape Improvements</li> </ul>	CIP 503 CIP 603
<b>Valley Park – 8.75 Acres</b> <ul style="list-style-type: none"> <li>• City Park Lighting Conceptual Design</li> </ul>	CIP 503
PUBLIC BUILDING AND GROUND IMPROVEMENTS	CIP #
<b>Beach</b> <ul style="list-style-type: none"> <li>• 14th Street Beach Restroom Improvements (KS2)</li> </ul>	CIP 692
<b>City-Wide</b> <ul style="list-style-type: none"> <li>• City Facilities Condition and Needs Assessment (KS1)</li> <li>• New Corporate Yard Facilities</li> <li>• Tsunami Siren</li> <li>• City Facilities Roof Repair</li> <li>• CDBG Improvements</li> </ul>	CIP 605 CIP 615 CIP 618 CIP 620 CIP 624
<b>Civic Center</b> <ul style="list-style-type: none"> <li>• Charging Stations</li> <li>• Real Time Crime Center</li> </ul>	CIP 617 CIP 685
<b>Clark Complex – 6.628 Acres</b> <ul style="list-style-type: none"> <li>• Clark Building Renovations (KS1)</li> </ul>	CIP 689
<b>Downtown</b> <ul style="list-style-type: none"> <li>• Comprehensive Lighting Design</li> <li>• Pier Structural Inspection and Evaluation</li> </ul>	CIP 621 CIP 623
<b>Parking Lots</b> <ul style="list-style-type: none"> <li>• Parking Lot D Improvements</li> <li>• Parking Lot C (Structure) Improvements</li> </ul>	CIP 682 CIP 699

NOTE: (KS#) indicates which recommend key strategy the project would be identified under.

# UNFUNDED FUTURE CIP PROJECTS



## PARK IMPROVEMENTS

### Clark Complex – 6.628 Acres

- City Park Lighting Final Design and Construction (KS1)
- Clark Stadium Bleachers (KS1)

### Fort Lots-O-Fun – 0.238 Acres

- Fort Lots-O-Fun Park Improvements

### South Park – 4.48 Acres

- City Park Lighting Final Design and Construction

### Valley Park – 8.75 Acres

- City Park Lighting Final Design and Construction

## PUBLIC BUILDING AND GROUND IMPROVEMENTS

### City-Wide

- Gateway and Wayfinding Signage Final Design, Fabrication, and Installation (KS4)

### Civic Center

- Civic Center Deferred Maintenance
- Library Community Project Phase II Assessment

### Community Center

- Emergency Operations Center (EOC) Renovations
- Community Theatre Renovations
- Community Center Windows
- Records Center Renovations Design and Construction

### Downtown

- Strand Bollards Permitting, Design, and Construction
- Strand Bikeway and Walkway Improvements at 35th Street
- Pier Plaza Safety and Lighting Enhancements
- Downtown Lighting Final Design and Construction
- Pier Deck Repairs and Other Structural Improvements

### Parking Lots

- Parking Structure (Lot C) Improvements Phase 2

NOTE: (KS#) indicates which recommend key strategy the project would be identified under.

Exhibit 4.2-2: Fiscal Year 2024/25  
Deferred and Unfunded Future CIPs

# MASTER PLAN RECOMMENDED PROJECTS



## PARK IMPROVEMENTS

### City-Wide

- Develop Parks Tree Planting List
- Enhanced Accessibility in Accordance with City's Americans with Disabilities Act (ADA) Self Evaluation and Transition Plan

### Clark Complex – 6.628 Acres

- Clark Field Improvements – Field and Amenities (KS1)
- Lawn Bowling Building Improvements (KS1)
- Public Works Maintenance Shed Improvements
- Retaining Wall Restoration

### Edith Rodaway Park – 0.511 Acres

- Basketball Court Resurfacing

### Fort Lots-O-Fun – 0.238 Acres

- Playground Equipment Upgrades
- Prospect School Building Renovation

### Greenbelt – 18.615 Acres

- Enhanced Pedestrian Access to the Greenbelt Across Valley and Ardmore (e.g., 25th Street at Ardmore)
- Irrigation System Upgrades

### Moondust Parkette – 0.082 Acres

- Basketball Court Resurfacing

### Seaview Park – 0.284 Acres

- Additional Seating
- Playground Equipment Upgrades and Shade Structure

### Schaeffer Park – 4.48 Acres

- Additional Seating

### West of Valley School – 0.096 Acres

- Trail Improvements

### Valley Park – 8.75 Acres

- Playground Equipment Upgrades and Shade Structure
- Amphitheater Improvements

## PUBLIC BUILDING AND GROUND IMPROVEMENTS

### City-Wide


- Enhanced Accessibility in Accordance with City's Americans with Disabilities Act (ADA) Self Evaluation and Transition Plan

### Community Center

- Parking Expansion (KS4)
- Skate Park Renovations (KS4)
- Enhanced Landscaping and Supporting Irrigation at South Entrance

NOTE: (KS#) indicates which recommend key strategy the project would be identified under.

Exhibit 4.2-3: Recommended Projects



# FUNDING

Sponsorships

Capital project fund-raising

Grant programs

- CDBG
- OGALS
- L.A. County
- MLB-MLBPA Baseball Tomorrow



# FUNDING

Develop partnerships through MOU or JUA with local school district, local businesses, and non-profit organizations.

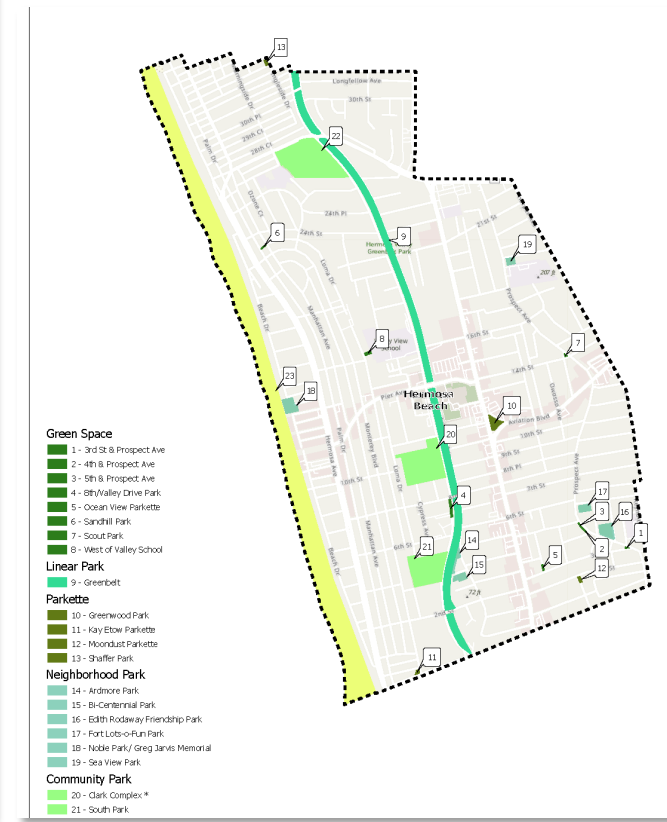
# IMPLEMENTATION



Photos by The City of Hermosa Beach

**Parks  
Make  
Life  
Better!**

**City of Hermosa Beach  
Parks Master Plan 2024**



Parks are essential for community services, recreation, health, and environmental benefits, and they require adequate and consistent maintenance to meet the needs and expectations of the residents and visitors.

By investing in the city's staff and infrastructure, the city can ensure that its parks and facilities are safe, attractive, functional, sustainable, and that they provide a high level of service and satisfaction to the users.



Parks, Recreation, & Community Resources Advisory

Commission and Public Works Commission

Joint Special Meeting

October 29, 2024

# PARKS MASTER PLAN

# THANK YOU!

