

**LOS ANGELES COUNTY FIRE DEPARTMENT
HERMOSA BEACH
FOR THE MONTH OF OCTOBER 2023**

Incident Type	UNIT RESPONSES			Percentage
	E100	S100	Total	
FIRE, EXPLOSION				
113 - Cooking fire, confined to container	1	1	2	0.90%
FIRE, EXPLOSION Total	1	1	2	0.90%
RESCUE, EMS				
300 - Rescue, EMS incident, other	15	10	25	11.26%
311 - Medical assist, assist EMS crew	9	9	18	8.11%
321 - EMS call, excluding vehicle accident with injury	53	48	101	45.50%
323 - Motor vehicle/pedestrian accident (MV Ped)	1	1	2	0.90%
RESCUE, EMS Total	78	68	146	65.77%
SERVICE CALL				
553 - Public service	1		1	0.45%
561 - Unauthorized burning	1		1	0.45%
SERVICE CALL Total	2		2	0.90%
GOOD INTENT CALL				
600 - Good intent call, other	31	7	38	17.12%
611 - Dispatched and cancelled en route	25	3	28	12.61%
GOOD INTENT CALL Total	56	10	66	29.73%
FALSE ALARM, FALSE CALL				
700 - False alarm or false call, other	6		6	2.70%
FALSE ALARM, FALSE CALL Total	6		6	2.70%
Grand Total	143	79	222	100.00%

Note:

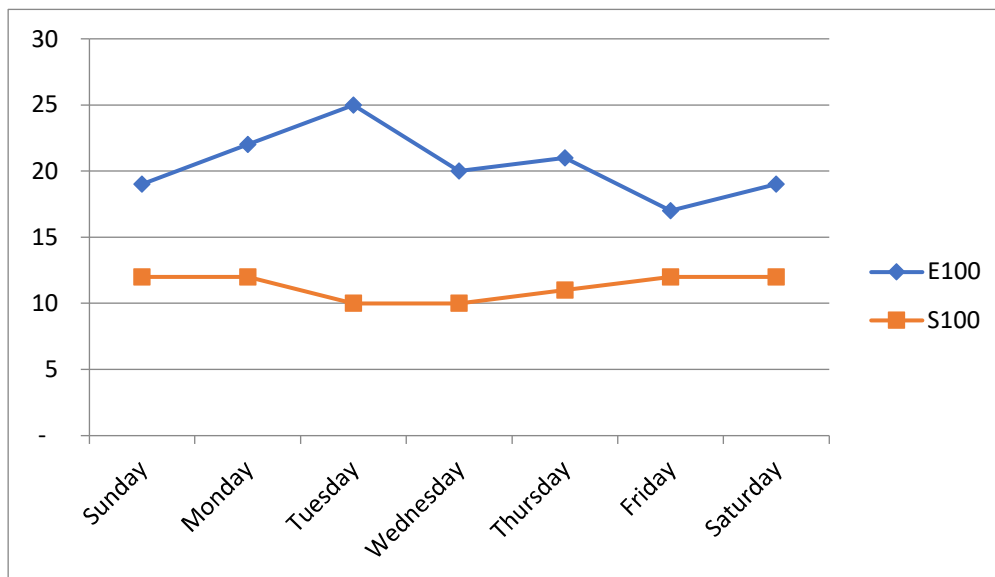
Data based on Fireview report apparatus data YTD231109. Units responses in and outside the City of Hermosa Beach

**LOS ANGELES COUNTY FIRE DEPARTMENT
HERMOSA BEACH
FOR THE MONTH OF OCTOBER 2023**

DAY OF THE WEEK	UNIT RESPONSES		
	E100	S100	Total
Sunday	19	12	31
Monday	22	12	34
Tuesday	25	10	35
Wednesday	20	10	30
Thursday	21	11	32
Friday	17	12	29
Saturday	19	12	31
Grand Total	143	79	222

Note:

Data based on Fireview report apparatus data YTD231109. Units responses in and outside the City of Hermosa Beach.

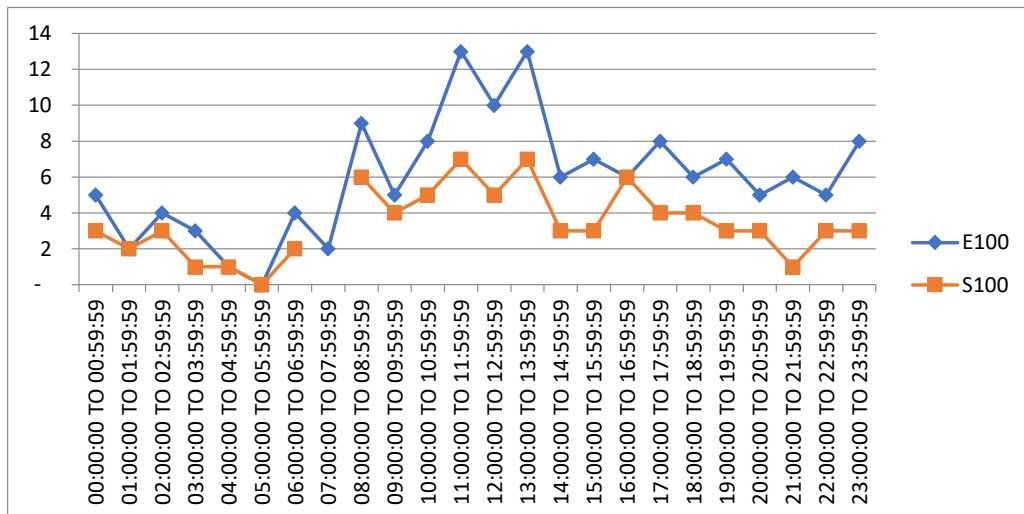


**LOS ANGELES COUNTY FIRE DEPARTMENT
HERMOSA BEACH
FOR THE MONTH OF OCTOBER 2023**

TIME OF THE DAY	UNIT RESPONSES		
	E100	S100	Total
00:00:00 TO 00:59:59	5	3	8
01:00:00 TO 01:59:59	2	2	4
02:00:00 TO 02:59:59	4	3	7
03:00:00 TO 03:59:59	3	1	4
04:00:00 TO 04:59:59	1	1	2
05:00:00 TO 05:59:59	-	-	-
06:00:00 TO 06:59:59	4	2	6
07:00:00 TO 07:59:59	2		2
08:00:00 TO 08:59:59	9	6	15
09:00:00 TO 09:59:59	5	4	9
10:00:00 TO 10:59:59	8	5	13
11:00:00 TO 11:59:59	13	7	20
12:00:00 TO 12:59:59	10	5	15
13:00:00 TO 13:59:59	13	7	20
14:00:00 TO 14:59:59	6	3	9
15:00:00 TO 15:59:59	7	3	10
16:00:00 TO 16:59:59	6	6	12
17:00:00 TO 17:59:59	8	4	12
18:00:00 TO 18:59:59	6	4	10
19:00:00 TO 19:59:59	7	3	10
20:00:00 TO 20:59:59	5	3	8
21:00:00 TO 21:59:59	6	1	7
22:00:00 TO 22:59:59	5	3	8
23:00:00 TO 23:59:59	8	3	11
Grand Total	143	79	222

Note:

Data based on Fireview report apparatus data YTD231109. Units responses in and outside the City of Hermosa Beach.



Ad Hoc Report:	
Name:	Hermosa Call Answer Time
Date:	11/1/2023
Description:	October 2023

Los Angeles County Fire

Seizure Date	Seizure Time	ALI City	Answer Secs	Call Type ID	ALI Class
10/1/2023	18:11:25	HERMOSA BEACH	16	911 Calls	WPH2
10/1/2023	22:36:51	HERM BCH	2	911 Calls	WPH2
10/2/2023	08:32:34	HERMOSA BEACH	2	911 Calls	BUSN
10/2/2023	15:15:33	HERMOSA BEACH	2	911 Calls	WPH2
10/3/2023	13:18:11	HERMOSA BEACH	2	911 Calls	WPH2
10/4/2023	19:07:14	HERMOSA BEACH	2	911 Calls	RESO
10/5/2023	00:06:46	HERM BCH	2	911 Calls	WPH2
10/6/2023	11:05:49	HERM BCH	67	911 Calls	WPH2
10/6/2023	12:40:07	HERMOSA BEACH	56	911 Calls	RESO
10/6/2023	17:16:46	HERM BCH	2	911 Calls	WPH2
10/7/2023	14:32:12	HERMOSA BEACH	1	911 Calls	BUSN
10/8/2023	13:36:38	HERM BCH	2	911 Calls	WPH2
10/9/2023	00:37:22	HERMOSA BEACH	2	911 Calls	WPH2
10/10/2023	20:21:05	HERM BCH	2	911 Calls	WPH2
10/11/2023	10:28:40	HERM BCH	19	911 Calls	WPH2
10/11/2023	21:27:39	HERM BCH	2	911 Calls	WPH2
10/12/2023	12:49:59	HERMOSA BEACH	40	911 Calls	VOIP
10/12/2023	15:54:17	HERMOSA BEACH	2	911 Calls	WPH2
10/13/2023	20:42:23	HERMOSA BEACH	16	911 Calls	VOIP
10/14/2023	14:14:51	HERM BCH	24	911 Calls	WPH2
10/14/2023	16:56:18	HERMOSA BEACH	2	911 Calls	VOIP
10/15/2023	14:36:46	HERMOSA BEACH	2	911 Calls	WPH2
10/15/2023	15:52:08	HERMOSA BEACH	2	911 Calls	WPH2
10/16/2023	09:51:01	HERMOSA BEACH	75	911 Calls	VOIP
10/16/2023	12:34:33	HERM BCH	15	911 Calls	WPH2
10/16/2023	19:31:16	HERM BCH	2	911 Calls	WPH2
10/17/2023	11:40:26	HERMOSA BEACH	2	911 Calls	VOIP
10/17/2023	11:53:45	HERMOSA BEACH	2	911 Calls	WPH2
10/18/2023	23:17:55	HERMOSA BEACH	2	911 Calls	WPH2
10/19/2023	06:16:37	HERM BCH	2	911 Calls	WPH2
10/19/2023	08:11:57	HERMOSA BEACH	2	911 Calls	VOIP
10/20/2023	00:28:20	HERM BCH	2	911 Calls	WPH2
10/20/2023	00:28:22	HERM BCH	62	911 Calls	WPH2
10/20/2023	02:30:17	HERMOSA BEACH	2	911 Calls	RESO
10/20/2023	23:47:18	HERM BCH	23	911 Calls	WPH2
10/21/2023	13:06:15	HERM BCH	15	911 Calls	WPH2
10/22/2023	13:33:35	HERMOSA BEACH	2	911 Calls	VOIP
10/23/2023	09:55:13	HERMOSA BEACH	2	911 Calls	VOIP
10/23/2023	11:33:47	HERMOSA BEACH	36	911 Calls	VOIP
10/23/2023	22:13:21	HERM BCH	2	911 Calls	WPH2
10/24/2023	03:14:55	HERMOSA BEACH	2	911 Calls	RESO
10/24/2023	09:00:54	HERMOSA BEACH	2	911 Calls	VOIP
10/24/2023	11:35:57	HERM BCH	2	911 Calls	WPH2

10/24/2023	18:57:02	HERMOSA BEACH	2	911 Calls	RESD
10/25/2023	08:56:44	HERM BCH	2	911 Calls	WPH2
10/25/2023	10:05:01	HERM BCH	93	911 Calls	WPH2
10/25/2023	13:11:26	HERM BCH	1	911 Calls	WPH2
10/26/2023	08:14:19	HERM BCH	15	911 Calls	WPH2
10/27/2023	13:21:39	HERMOSA BEACH	3	911 Calls	WPH2
10/28/2023	09:00:49	HERMOSA BEACH	2	911 Calls	WPH2
10/28/2023	19:20:47	HERMOSA BEACH	2	911 Calls	BUSN
10/28/2023	21:07:15	HERMOSA BEACH	2	911 Calls	WPH2
10/29/2023	17:08:57	HERMOSA BEACH	2	911 Calls	WPH2
10/29/2023	17:09:10	HERMOSA BEACH	2	911 Calls	WPH2
10/29/2023	18:22:23	HERM BCH	2	911 Calls	WPH2
10/29/2023	18:23:34	HERMOSA BEACH	2	911 Calls	WPH2
10/31/2023	02:17:21	HERM BCH	2	911 Calls	WPH2
10/31/2023	06:10:05	HERMOSA BEACH	2	911 Calls	VOIP
10/31/2023	06:10:25	HERMOSA BEACH	2	911 Calls	VOIP
10/31/2023	06:10:40	HERMOSA BEACH	21	Administrative	VOIP
10/31/2023	10:00:03	HERM BCH	2	911 Calls	WPH2

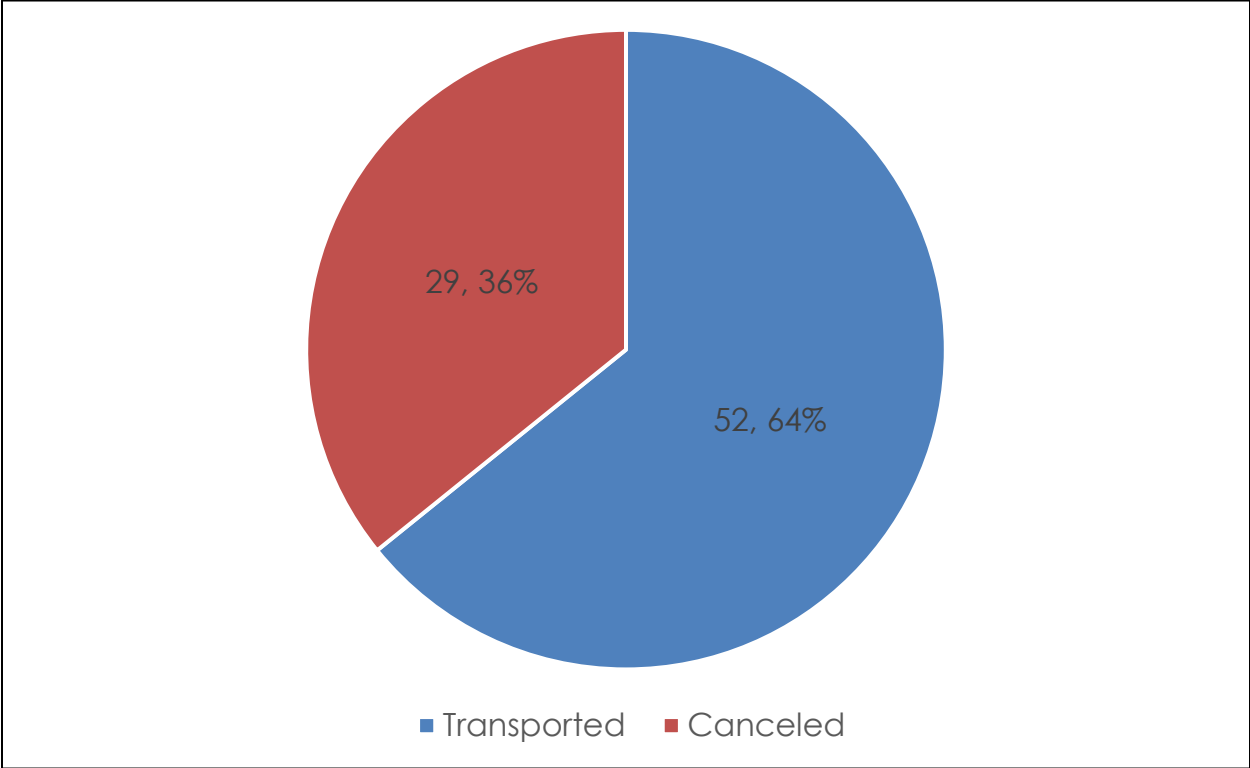
Average Call Answer Time (seconds)

11

McCormick Ambulance
October 2023

Total Number of Dispatched Calls

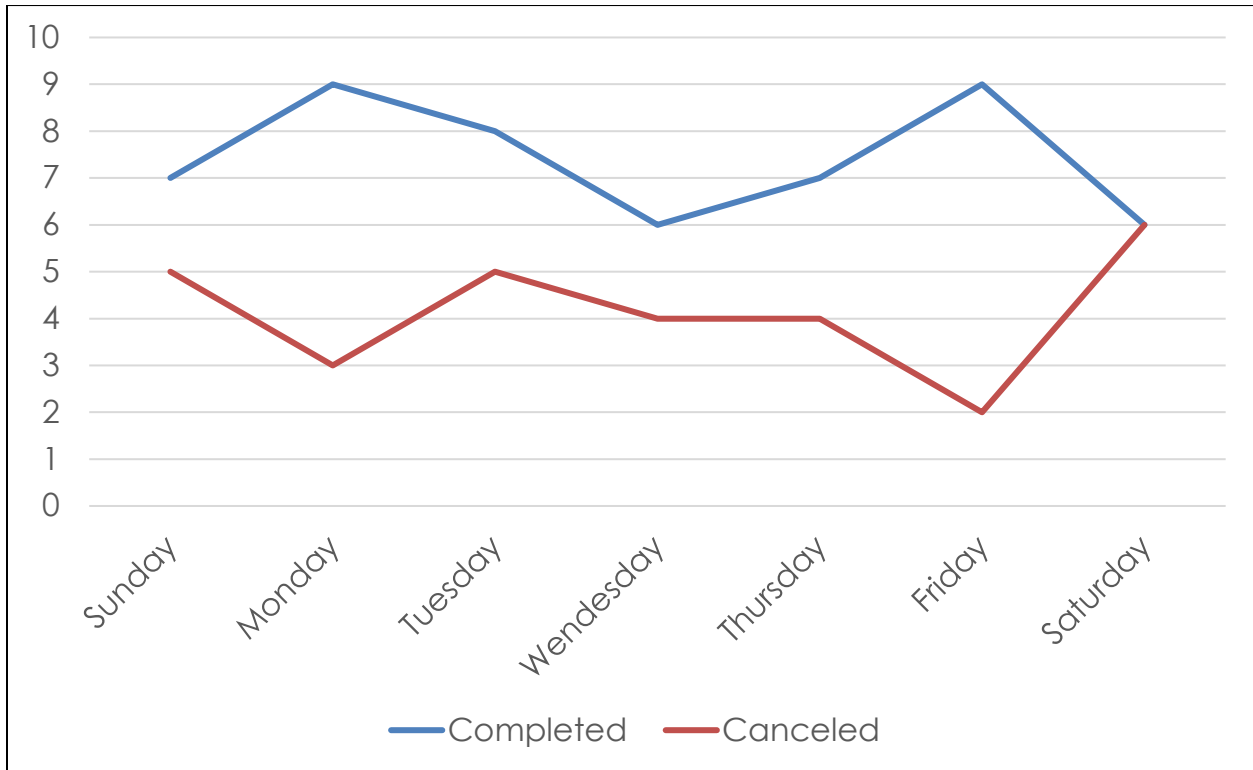
Dispatched Calls	Totals
Transported	52
Canceled	29
Grand Total	81



**McCormick Ambulance
October 2023**

Calls Per Day of the Week

Day of the Week	Completed	Canceled	Total
Sunday	7	5	12
Monday	9	3	12
Tuesday	8	5	13
Wednesday	6	4	10
Thursday	7	4	11
Friday	9	2	11
Saturday	6	6	12
Calls Total	52	29	81



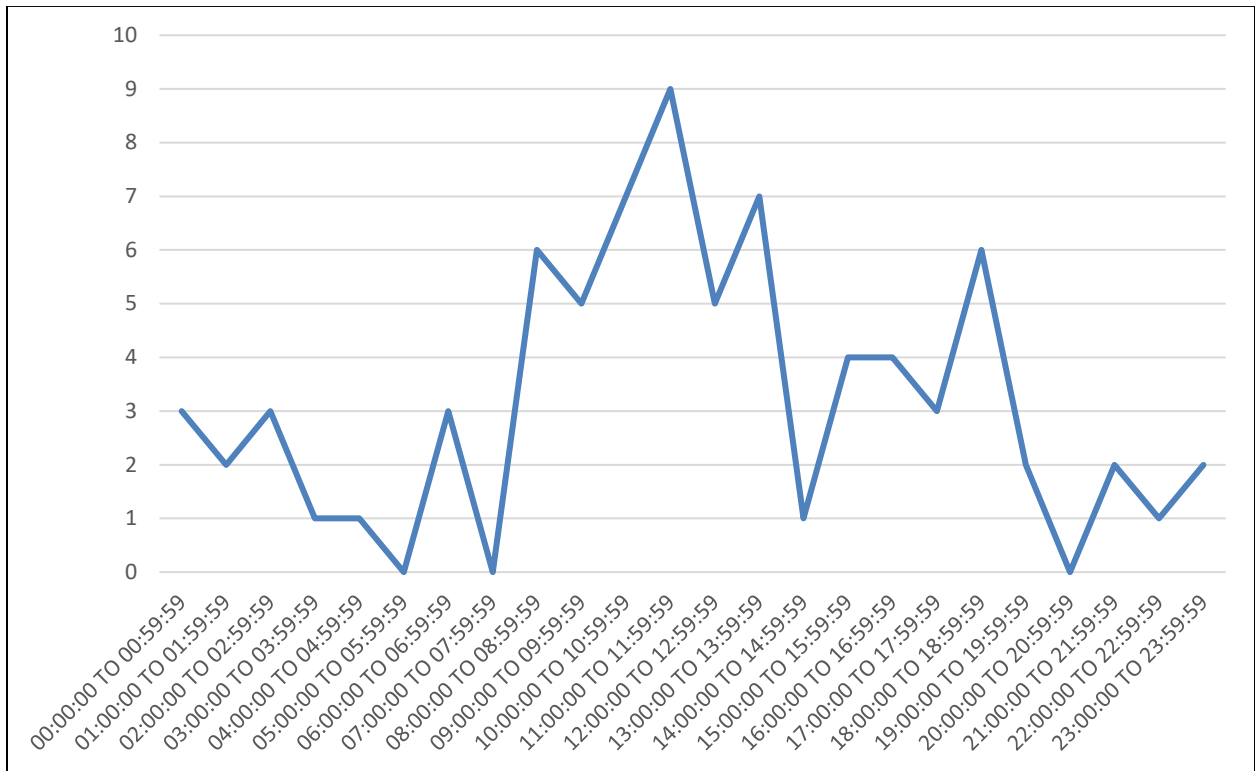
**McCormick Ambulance
October 2023**

Calls by Time of Day

Time of Day	Calls
00:00:00 to 00:59:59	3
01:00:00 to 01:59:59	2
02:00:00 to 02:59:59	3
03:00:00 to 03:59:59	1
04:00:00 to 04:59:59	1
05:00:00 to 05:59:59	0
06:00:00 to 06:59:59	3
07:00:00 to 07:59:59	0
08:00:00 to 08:59:59	6
09:00:00 to 09:59:59	5
10:00:00 to 10:59:59	7
11:00:00 to 11:59:59	9
12:00:00 to 12:59:59	5
13:00:00 to 13:59:59	7
14:00:00 to 14:59:59	1
15:00:00 to 15:59:59	4
16:00:00 to 16:59:59	4
17:00:00 to 17:59:59	3
18:00:00 to 18:59:59	6
19:00:00 to 19:59:59	2
20:00:00 to 20:59:59	0
21:00:00 to 21:59:59	2
22:00:00 to 22:59:59	1
23:00:00 to 23:59:59	6
Total Calls	81

McCormick Ambulance
October 2023

Calls by Time of Day



**McCormick Ambulance
October 2023**

Responses by Code

	Within Allowable Time	Delayed Response	Total
Code 3: Response Time of 8:59 or less	9	6	15
Code 2: Response Time of 15:00 or less	35	2	37
Canceled			29
Total Responses	44	8	81